

Springfield Township Survey Report



SURVEY OVERVIEW

- Open from 7/18/22 to 9/4/2022
- Responses were submitted via SurveyMonkey (online – total of 602) and via paper surveys (total of 11 paper surveys were submitted)
- Total responses received: 613



DEMOGRAPHIC INFORMATION

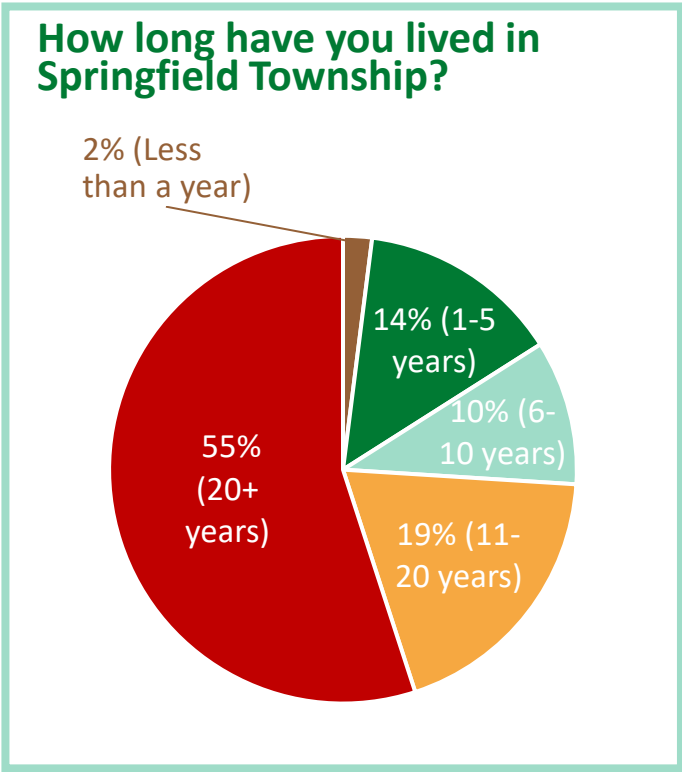
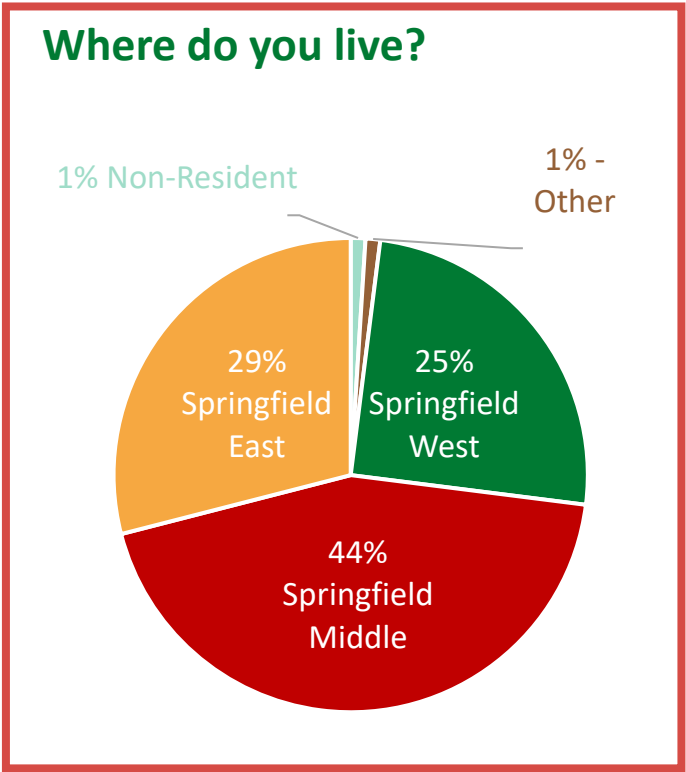
- Are you a:
 - Township Resident?
 - Township Business Owner?
 - Township Property Owner?
 - Employee working in Township?
 - Resident of greater Township?
 - Other?
- Where do you live in Springfield?
- How long have you lived in the Township?
- How old are you?
- What is your gender?
- What is your race/ethnicity?

Who responded?

92.7% were Township residents

51.2% owned property in the Township

7% were Township business owners



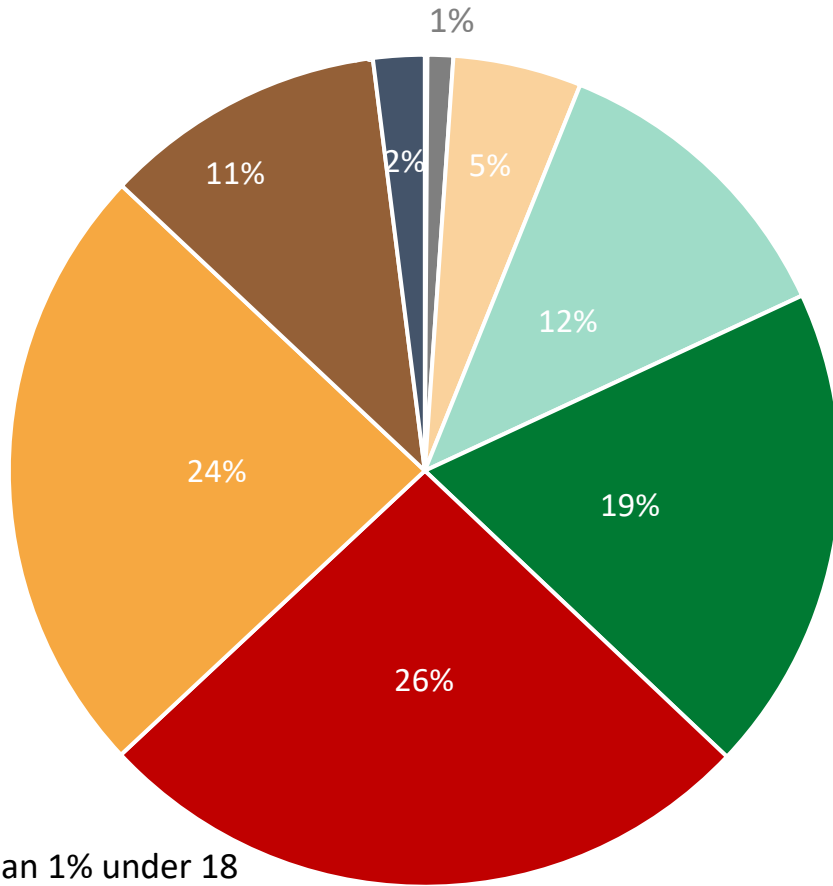
90% of respondents identified as White; 8.5% did not provide a response.

49% of respondents identified as female; 47% as male; 4% preferred not to respond.

This aligns with U.S. Census data for the Township.



How old are you?



*Less than 1% under 18

■ 19-24 ■ 25-35 ■ 36-45 ■ 46-55 ■ 56-65 ■ 66-75 ■ 76-85 ■ 86 or Older

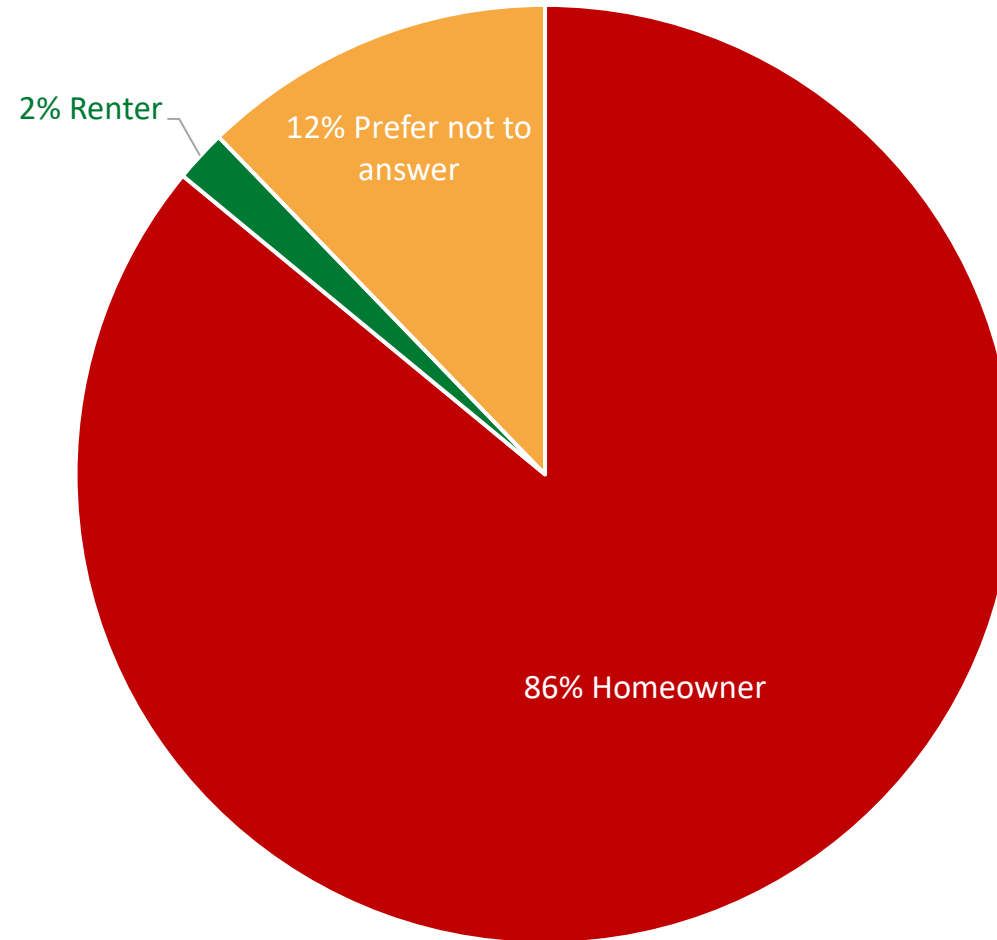
Age Range	% of Responses	% of Population
25-34	5%	9.2%
35-44	12%	7.26%
55-64	26%	21.8%
65-74	24%	16.9%
75-84	11%	6.4%



HOUSING INFORMATION

- Do you rent or own your home?
- Do you feel more housing is needed in the township?
- If you feel more housing is needed, what types of housing should be built in the township?

Do you rent or own your home?



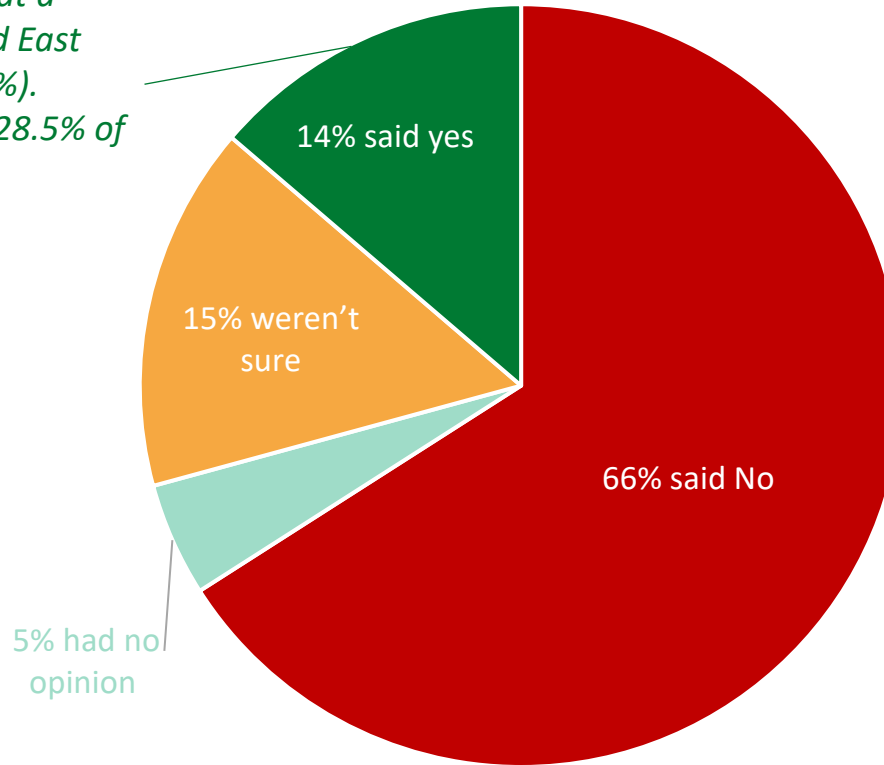
- 55% of Renters are 45 Years or Younger (6 out of 11 total respondents)
- 5 out of 11 total renters are in Springfield East

- 83% of Homeowners are 46 Years or Over
- 17% are 45 years or younger
- 6% are 36 years or younger



Do you feel more housing is needed in the Township? What Type?

- *Springfield Middle responded 'Yes' at a higher rate (16.3%) than Springfield East (11.8%) and Springfield West (11.3%).*
- *The 19-24 age bracket account for 28.5% of the total 'Yes' responses*



- ### Reasons why respondents selected "Yes"
- Need for Smart Growth – focused around villages
 - Need to increase Rental/affordable options/housing choice
 - Need more tax money and more families to attend our elementary school as district enrollment is shrinking

- ### Reasons why respondents selected "No"
- Concerns over how to manage future development
 - Maintain character, but recognize Township needs to increase revenue (build where appropriate, but not on farmland)
 - Maintain Character (preserve open spaces)

- ### Housing Preference Type
1. Single-family (73%), 2. Townhouse (56%), 3. Apartment (43%), Senior Housing (43%)

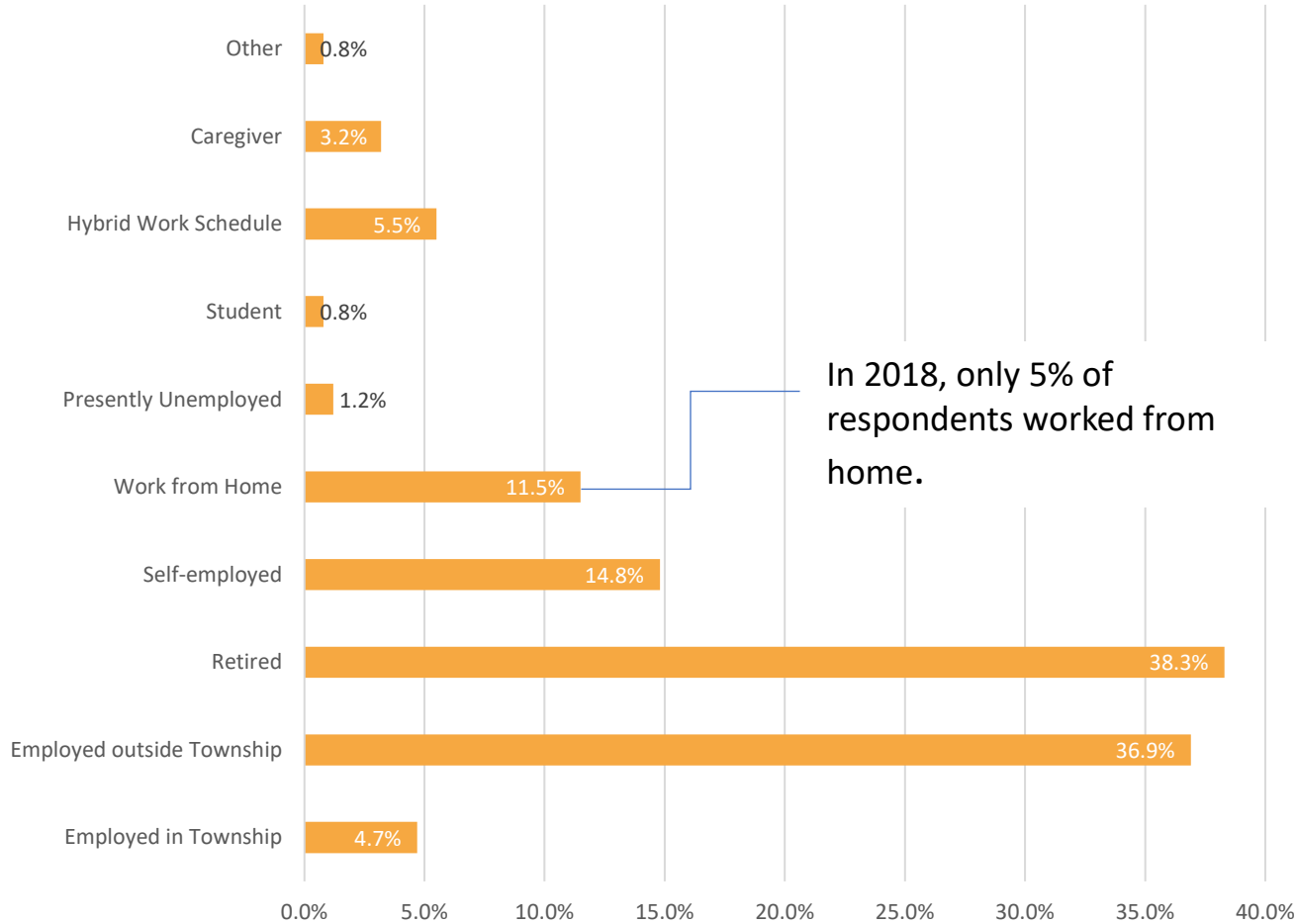
- ### 2018 RESULTS
- **9.3%** of respondents would like to see "More" **apartments**
 - **26.6%** would like to see "More" **single family**
 - **6.8%** would like to see "More" **cluster housing**



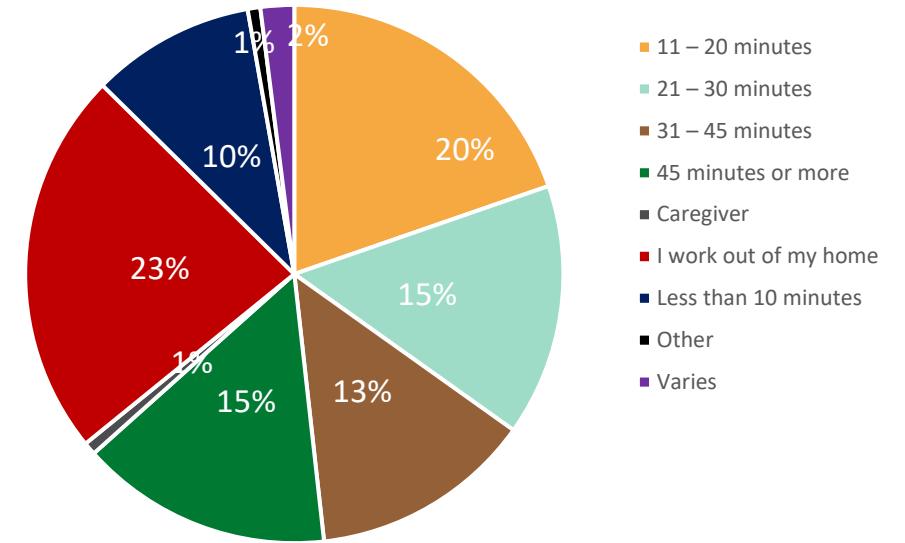
WORK AND TRAVEL TRENDS

- Where do you work?
- If you work outside the home, how long is your commute?
- How do you travel to work?

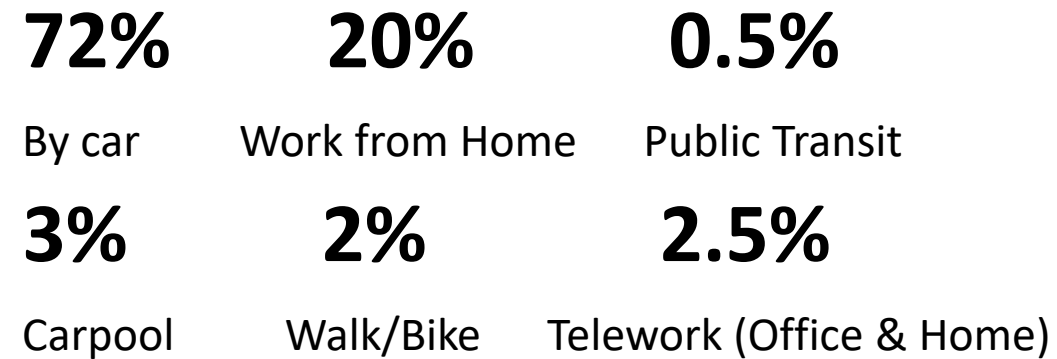
Where do you work?



How long is your commute?



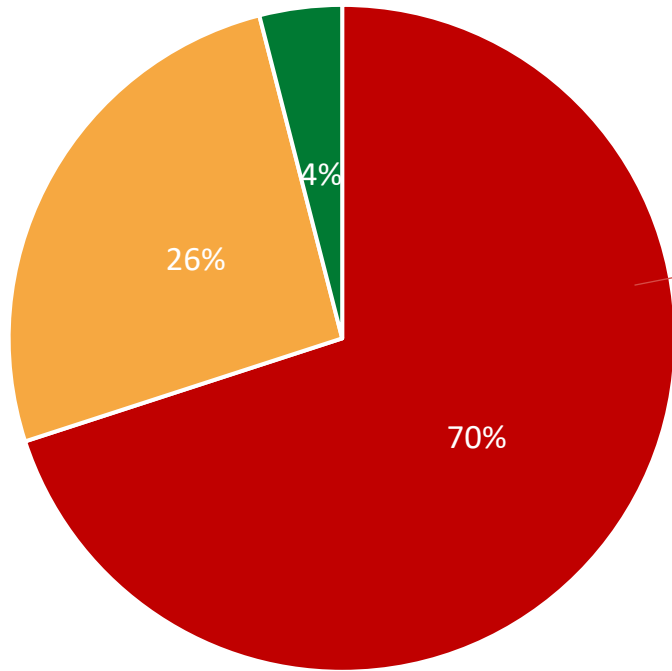
How do you travel to work?



SCHOOL INFORMATION

- Do you have children?
- If you have children, are they:
 - 0-4 Years
 - 5-18 Years
 - 19+ Years
- What school district do/did they attend?

Do you have children?



■ Yes ■ No ■ Prefer not to respond

- 69% are 19 years or older
- 31% 18 or younger
- According to the 2020 US Census, just 20.1% of Springfield households had children 18 or younger

If you have children, what school district do/did they attend?

- 74%** Palisades
- 13%** Private/Charter
- 10%** Other (Quakertown, Southern Lehigh, etc.)
- 3%** Homeschool



LIVING IN SPRINGFIELD

- Why did you move to Springfield Township?
- Would you recommend living in Springfield Township to others?
- Do you volunteer in/outside the Township?

Why did you move to Springfield Township?

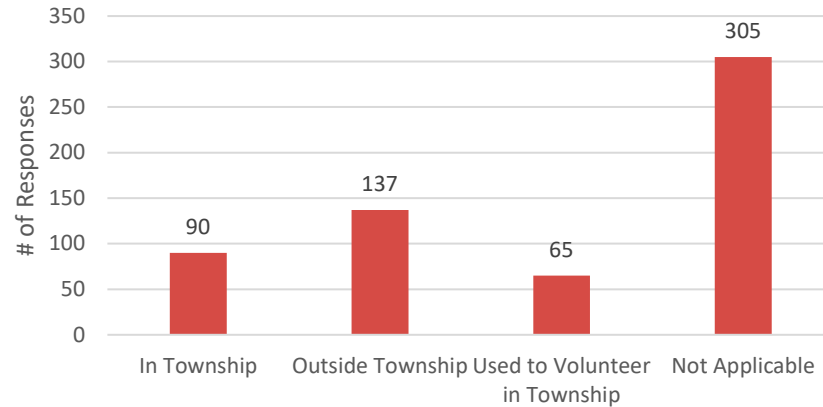
2022 Top Choices

1. Low Density Rural Character
2. Open Space
3. Geographic Location
4. Low Crime Rate
5. Good Place to Raise Children

2018 Top Choices

1. Community Rural Character
2. Low Crime Rate
3. Family and Friends
4. Good place to raise children
5. Proximity to major highways

Do you volunteer?



- More respondents volunteer outside the Township than inside the Township
- 53% of in Township volunteers are 56+ Years Old

Would you recommend Springfield Township to others as a place to live?

85%

Yes

3%

No

12%

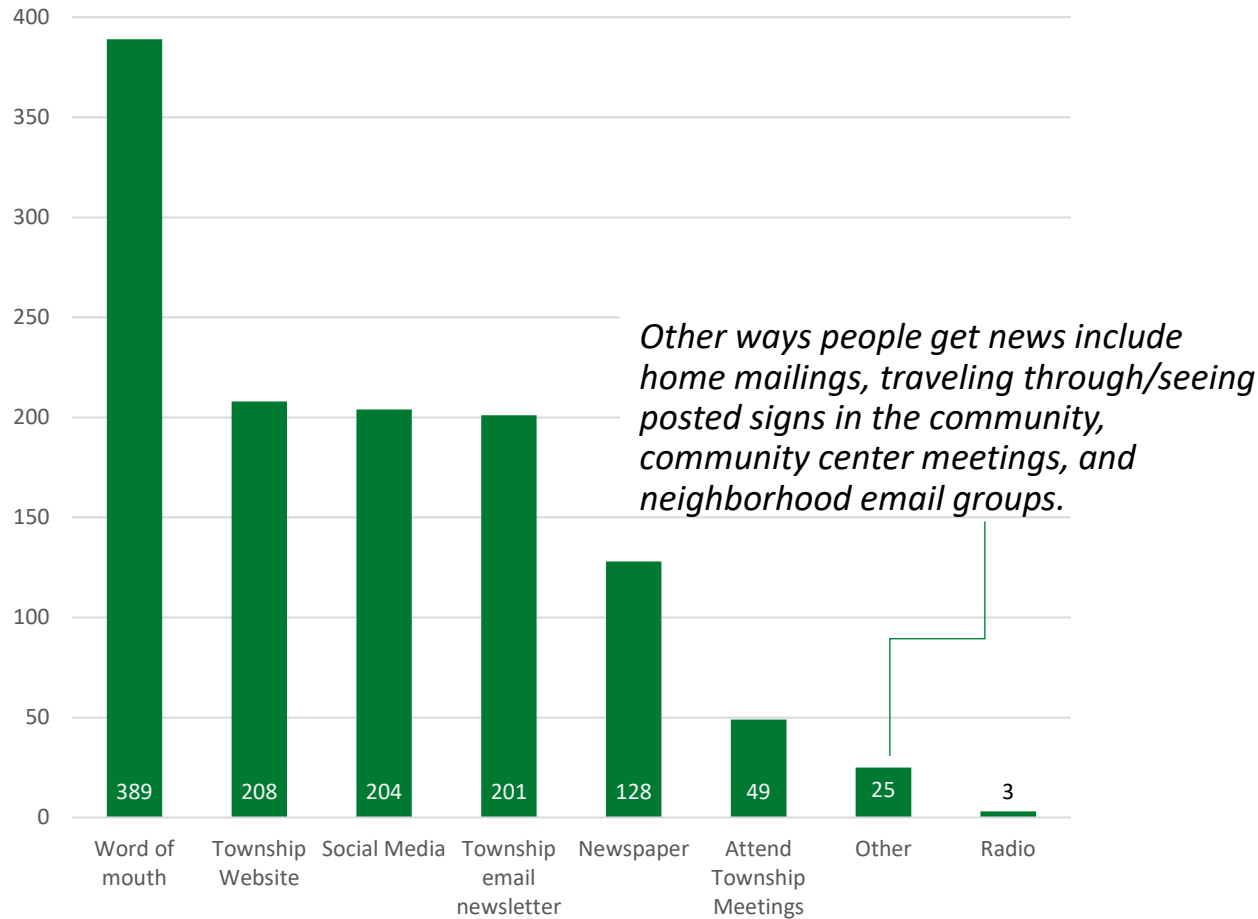
Not Sure



TOWNSHIP COMMUNICATIONS

- How do you get news of the Township?
- Please rate the Township's overall communications to citizens and ability to find Township-related information such as events, roadwork, assistance with services, etc.
- How could the Township improve communication?
- What information would you like to receive from the Township?

How do you get news of the Township?



- Proportions of age groups using the township website, township email newsletter, newspapers, and township meetings for township news increases as age increases.
- Proportions of age groups using township social media decreases as age increases.
- Respondents getting township news from the radio are aged 46-65.

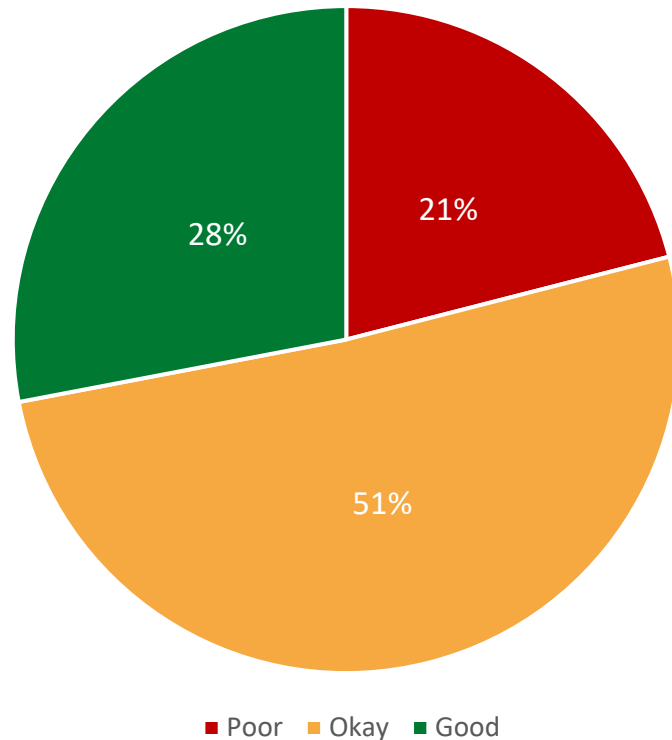
"I wish there was better communication between the municipality and residents."

"The newsletter is nice – thank you for doing that!"

"If there is a current Twp newsletter, I'm not aware of it."



Please rate the Township's overall communications to citizens and ability to find Township-related information



Larger proportions of respondents choosing good communication and fewer respondents choosing poor communication as age increases.

“Good” Communication Takeaways

- Newsletter has a lot of good info, if people know about it and can access it.
- Website has been improved.
- Community gatherings always advertised in timely manner.
- Signs along the roads are helpful in informing public of any construction.

“Okay” Communication Takeaways

- Some people don't receive the newsletter.
- Monthly communication is okay, but more frequent email communication would be helpful.
- Website is difficult to navigate.
- Communication doesn't always reach seniors.
- Explore using text alerts.
- Overreliance on social media.
- Ordinances are difficult to search through.

“Poor” Communication Takeaways

- Low frequency and spotty coverage of newsletter
- Residents west of 309 don't receive communications
- Lack of communication regarding quarry and lack of timely notification for roadwork
- Website is not updated
- No information about local events



How could the Township improve communication?

Website

- While website has been improved, it needs to be updated more frequently.
- Need a search function because website is difficult to navigate.
- Website isn't user friendly.

Email/Text

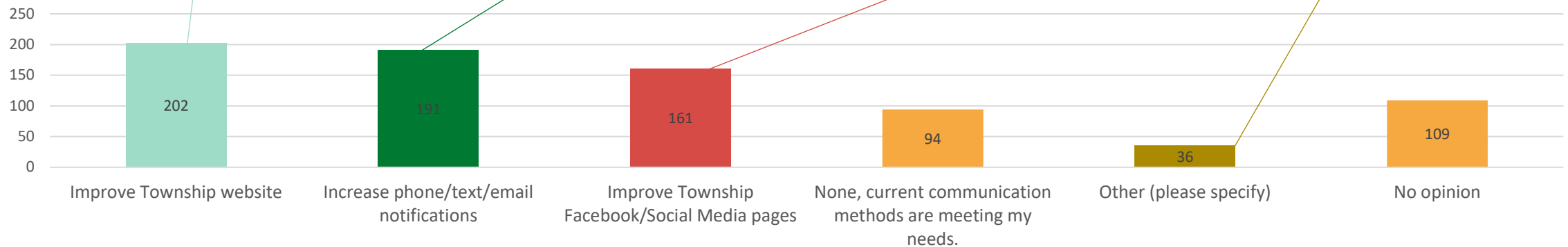
- Email notifications of events.
- More frequent email communication.
- Some respondents prefer email while others suggested text notifications being more helpful.
- Texts for emergency notifications.

Social Media

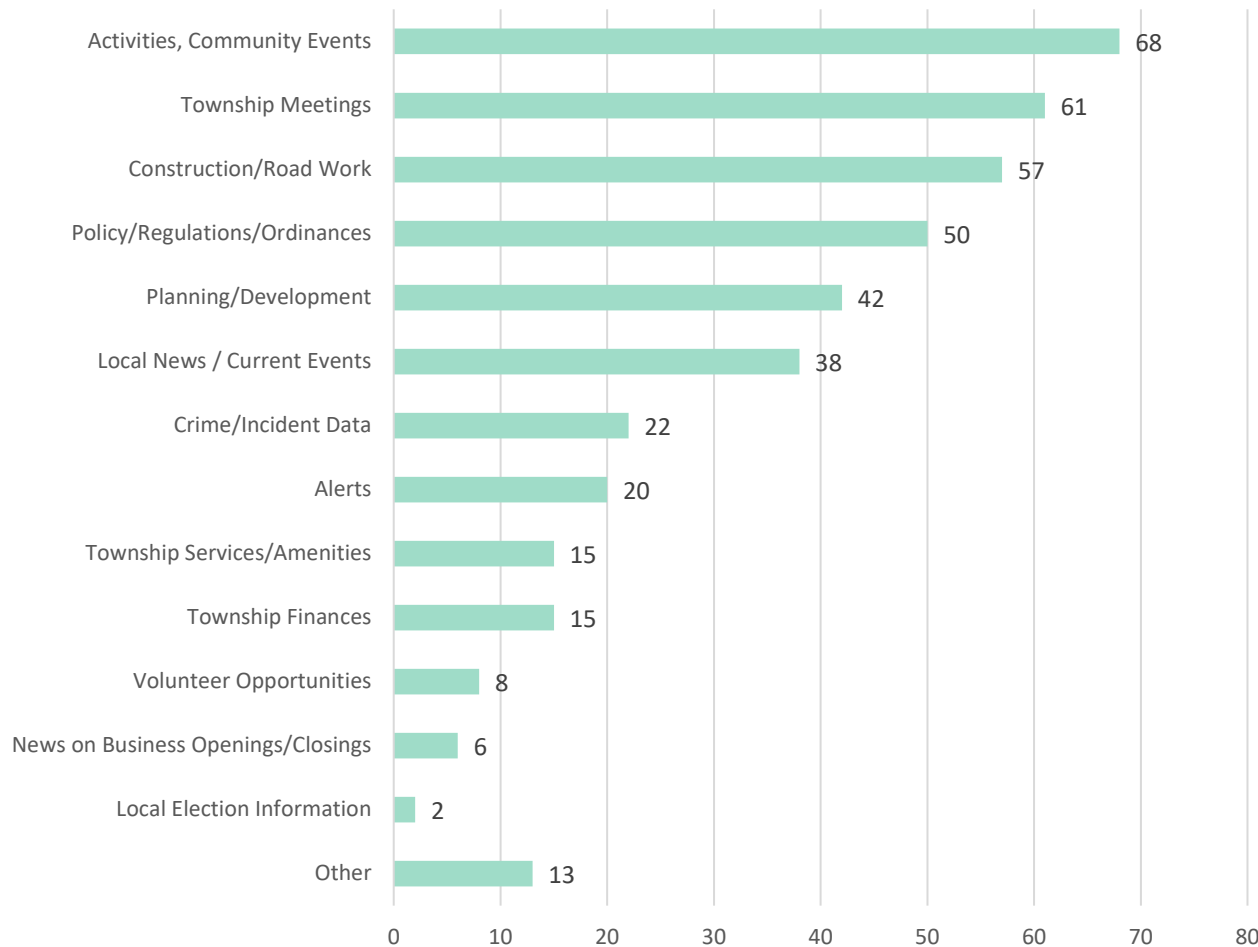
- Some respondents noted that they don't use social media.
- Suggestion to have a Facebook group in addition to the Twp. page to facilitate conversation between residents.

Other

- The Township has access to a dedicated cable channel which it does not use. It could broadcast important meetings and/or use Zoom or an equivalent service.
- Need more communication about impacts near property (zoning, road work, etc.).
- More physical mailings for people who don't use internet.



What information would you like to receive from the Township?



Local News and Current Events

- Activities, Community Events
- Local News/Current Events
- News on Business Openings/Closings
- Volunteer Opportunities

Township Process, Meetings, Planning, Development, and Policy Changes

- Policy/Regulations/ Ordinances
- Planning/Development
- Township Finances
- Township Meetings

Township Services and Alerts

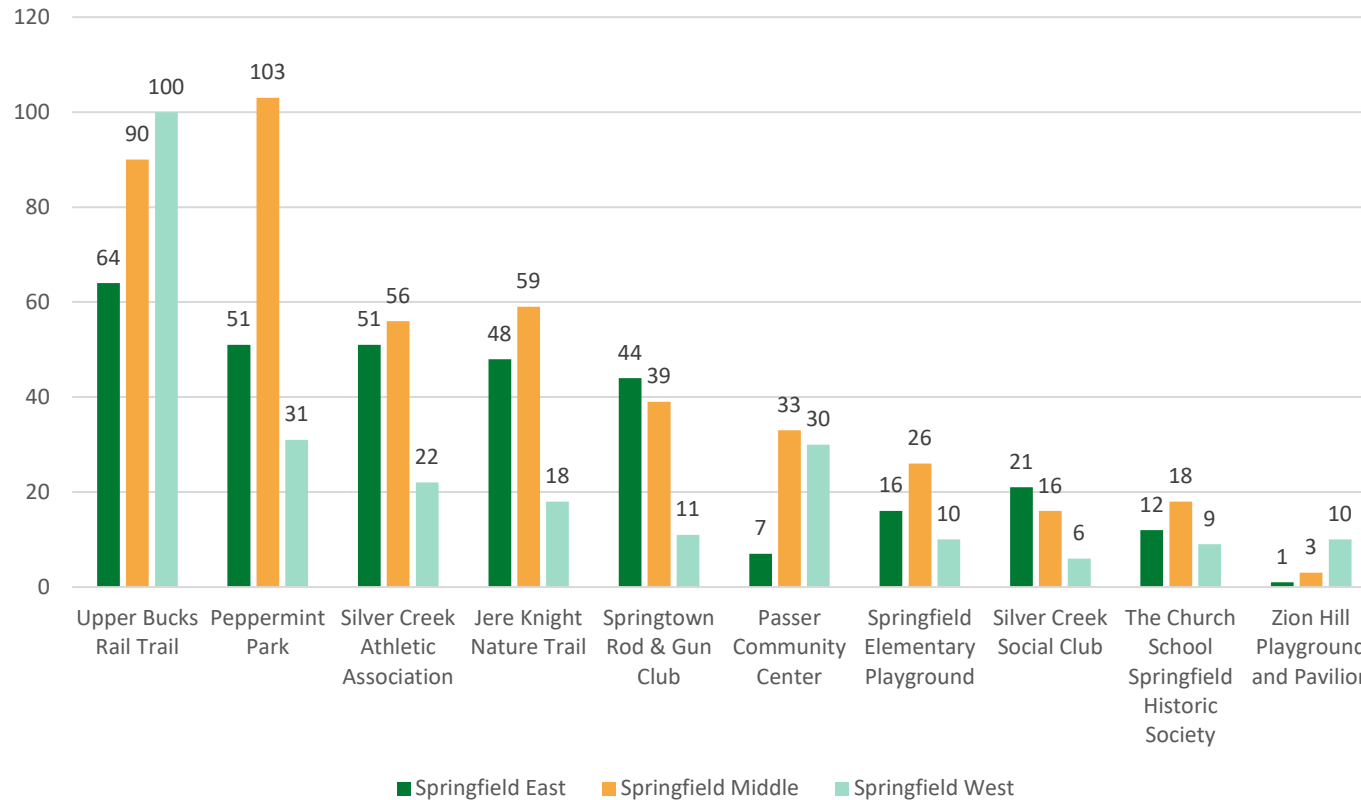
- Alerts
- Construction/Road Work
- Crime/Incident Data
- Township Services/Amenities



TOWNSHIP RESOURCES

- What resources in the Township do you use?
- What types of activities/events would you like to see endorsed by the Township?
- In addition to what is already existing, what kinds of publicly accessible recreation opportunities, if any, would members of your household like to have in Springfield Township?

What resources in the Township do you use?



- There are great differences in usage depending on where residents live (residents tend to use resources that are closest to them).
- The Upper Bucks Rail Trail is the most used resource



What types of activities/events would you like to see endorsed by the Township?

Community-wide Events

- More events on in the west area of Township
- Ag Day, Earth Day, etc.
- Return of the carnival
- Outdoor activities
- Township-wide garage sale
- Clean ups
- Fundraiser events for community projects
- Community pool

Adult Events

- Events for adults with disabilities (activity & socializing).
- Adult exercise classes
- Pickleball

Youth Events

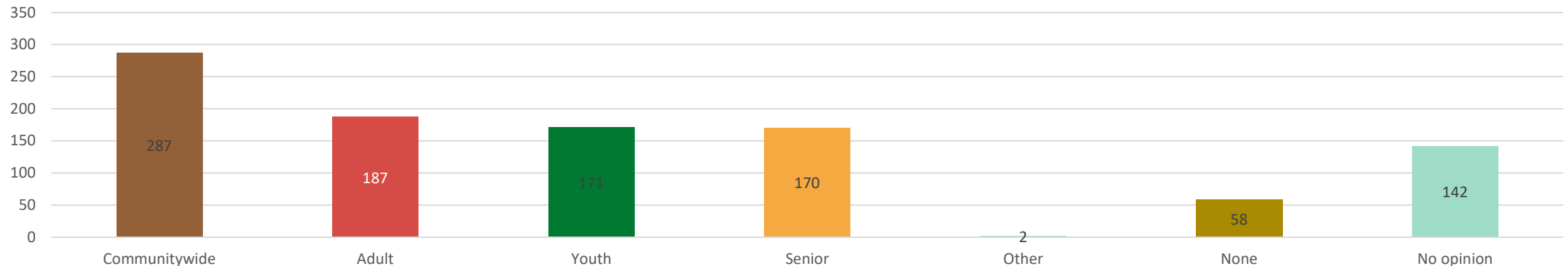
- Need community events for youth (not just school events)
- Civics activities (4H, Boy/Girl Scouts, etc.)
- Sporting events
- Non-sporting activities
- Outdoor places for play
- Gathering areas for teens

Senior Events

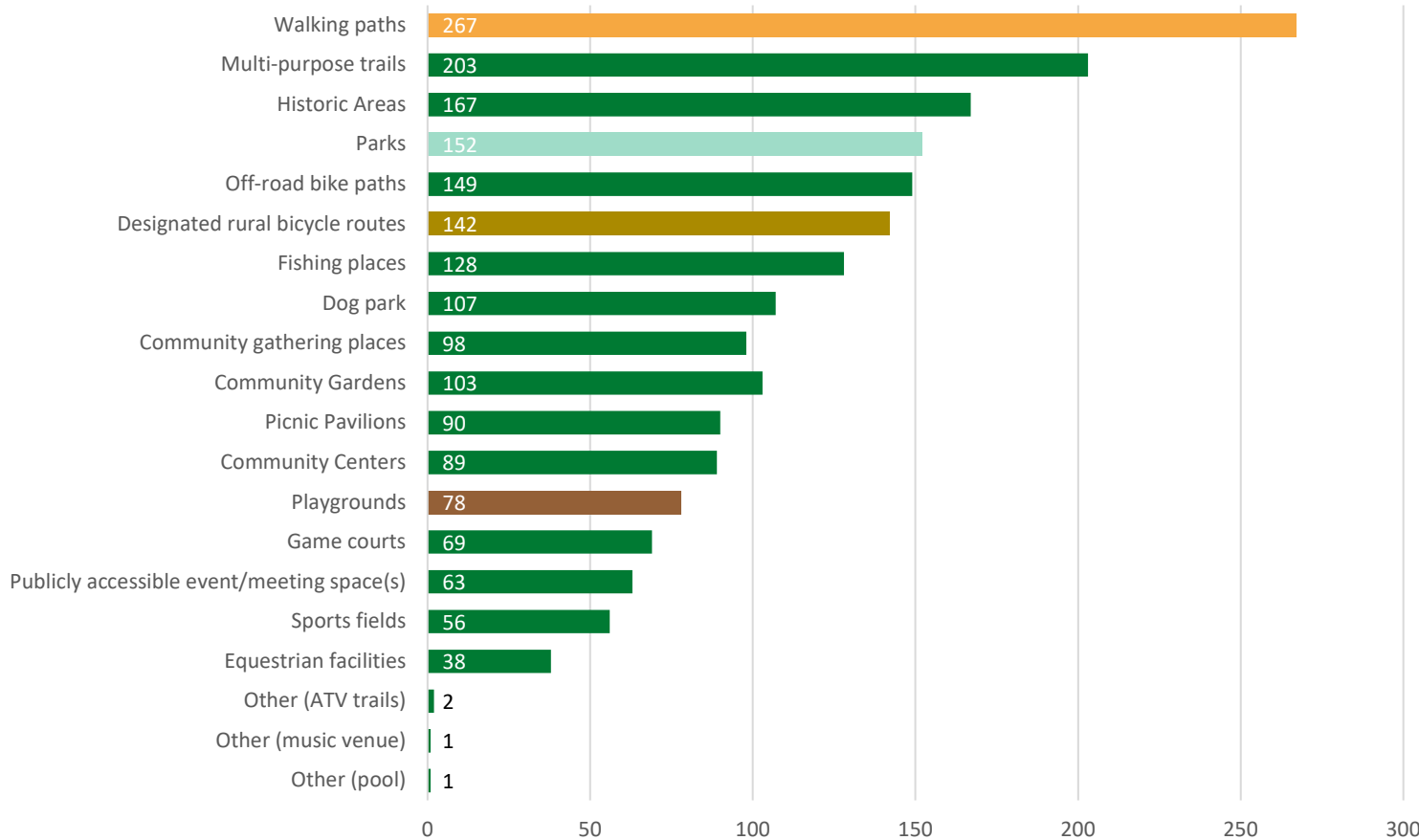
- Improved senior center
- Tai chi
- Game nights
- Group hikes/bike rides
- Online space to connect over hobbies

No Events

- The Township does not need to provide community events as a service
- Already enough events
- Not interested in any events



In addition to what is already existing, what kinds of publicly accessible recreation opportunities, if any, would members of your household like to have in Springfield Township?



"I don't think we need to make more playgrounds, but where existing ones are could be more friendly to visit like a pavilion at Springfield the town and school could use."

"I would enjoy walking on paths that I wouldn't have to drive to get there."

"Memorial park would make a great place for community garden and maybe some disk golf."

"I'd love wider area roads/ bike lanes safer to bike on. Try riding a bike on 412 and it's awful."

*Consistent with 2018 survey results



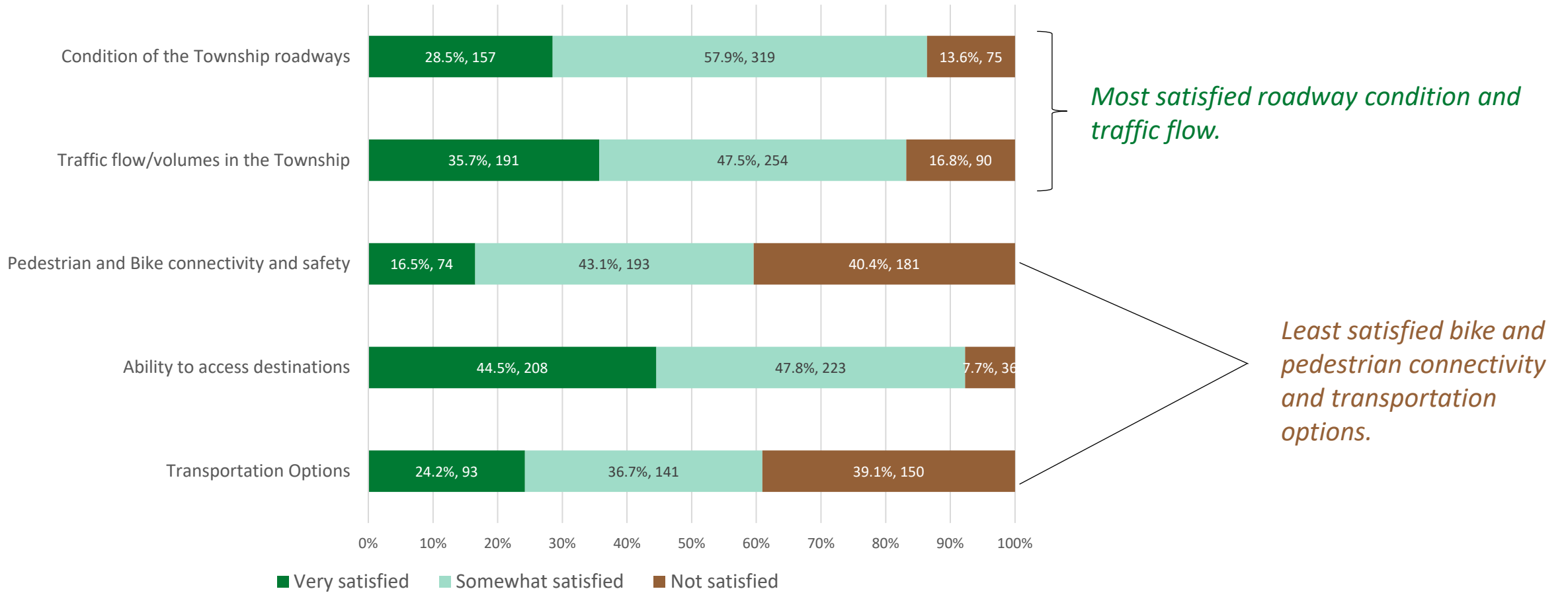
TOWNSHIP SERVICES

Transportation

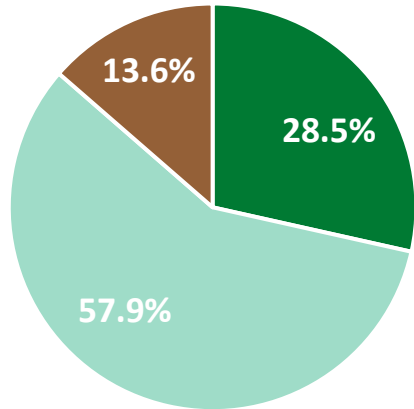
Utilities

Public Health & Safety

How satisfied are you with the following items related to transportation?



Transportation Roadway Conditions

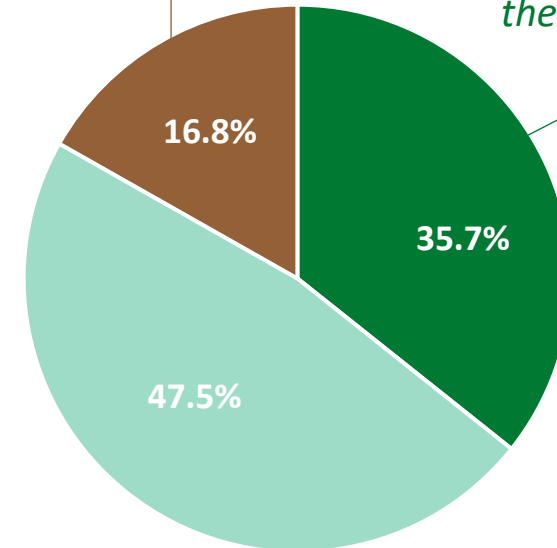


Response Key



Traffic Flow

Springfield Middle was the least satisfied.



Springfield West was the most satisfied.

2018 RESULTS

Satisfaction Ranking



Infrastructure Priority Ranking: 1 out of 10

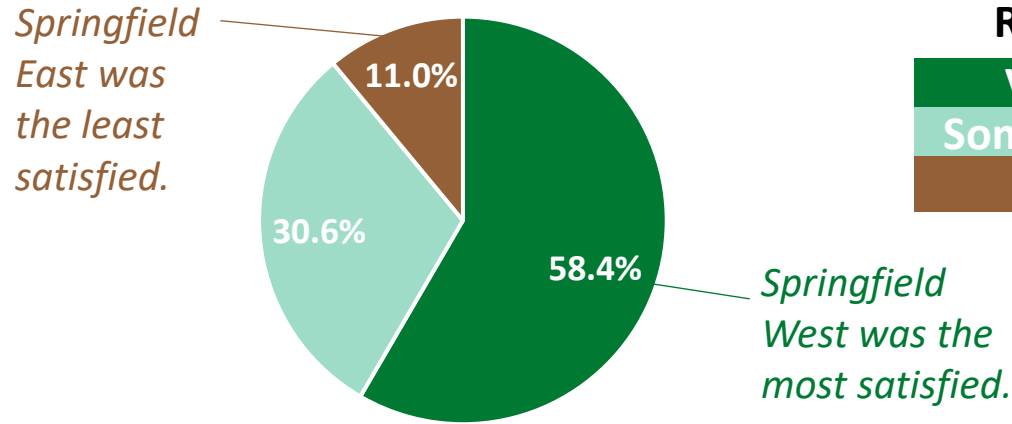
48% respondents would not want to spend more taxes on roadway conditions



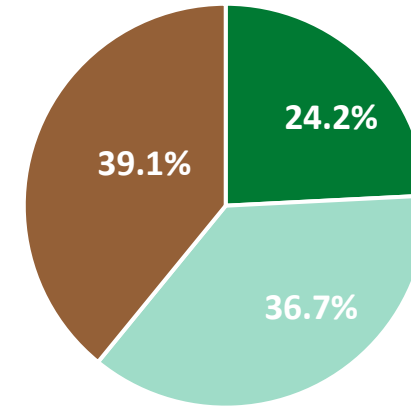
Transportation

Pedestrian and Bike Connectivity

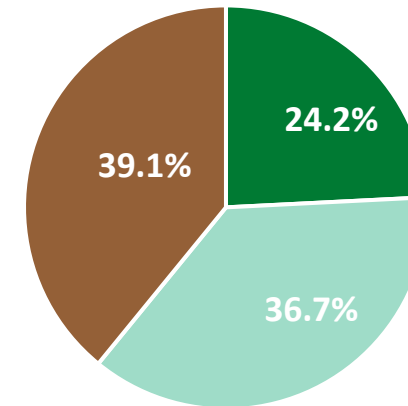
Ability to access destinations such as work or special interest locations



Response Key



Transportation Options



For both transportation options and access, the under 18-24 and 76-85 age groups were the least satisfied.

2018 RESULTS

Satisfaction Ranking

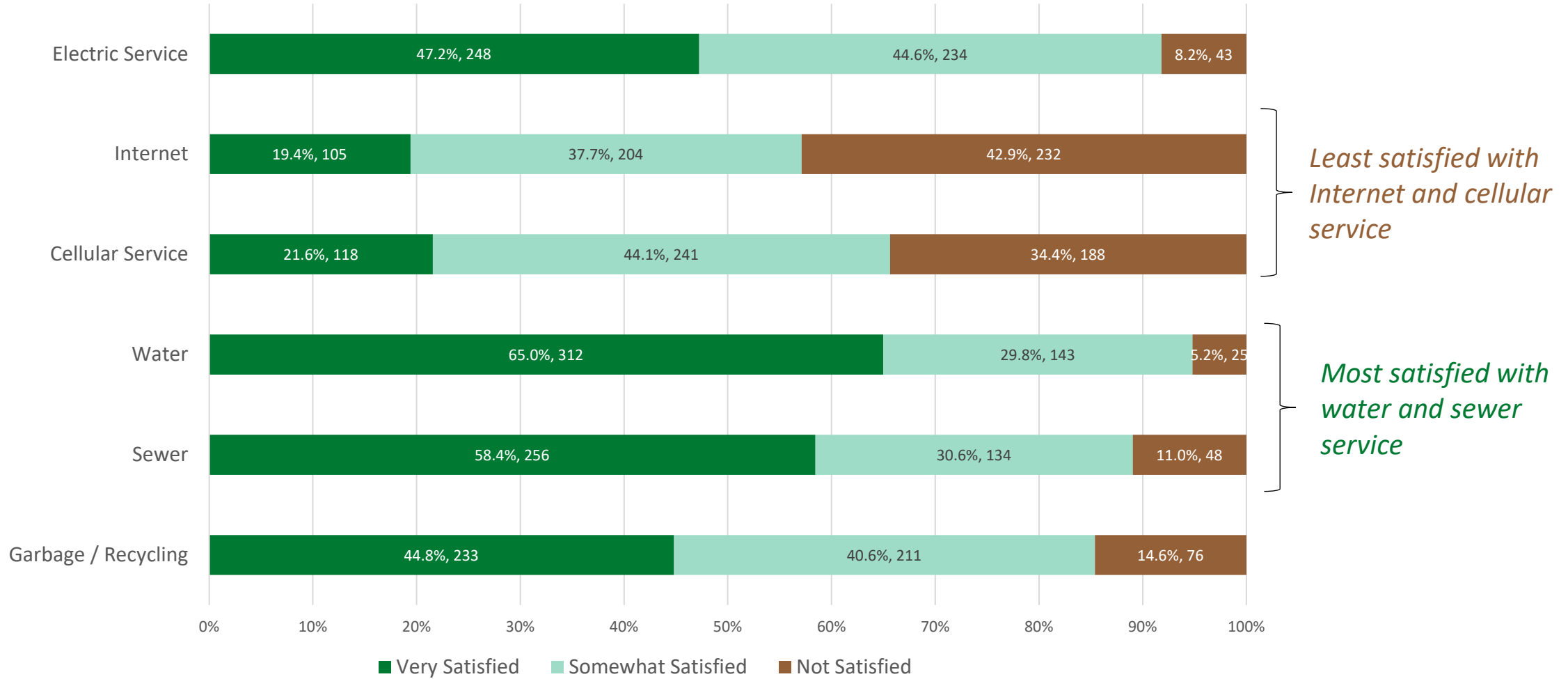


Infrastructure Priority Ranking

- **Bike Lanes (on roads):** 9 out of 10
- **Bike & Walking Trails:** 5 out of 10

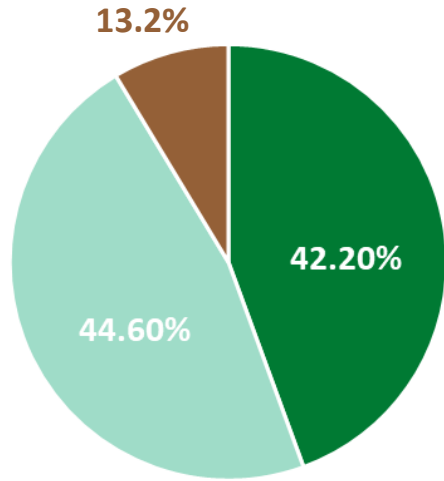


How satisfied are you with the following utilities?



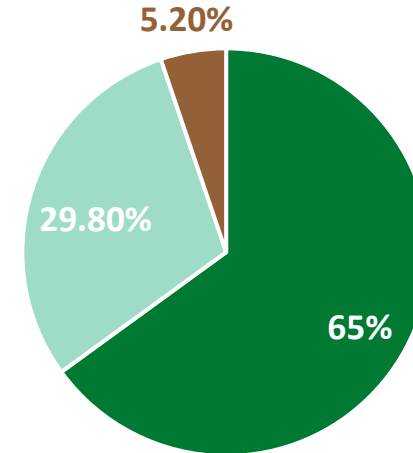
Utilities

Electric Service



Water Service (Public/Private)

Response Key



2018 RESULTS

Satisfaction Ranking



Infrastructure Priority Ranking: 8 out of 10

2018 RESULTS

Satisfaction Ranking

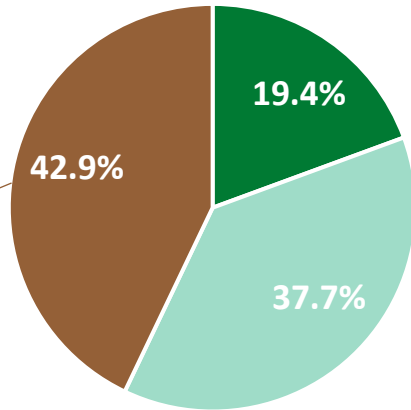


Infrastructure Priority Ranking: 1 out of 10



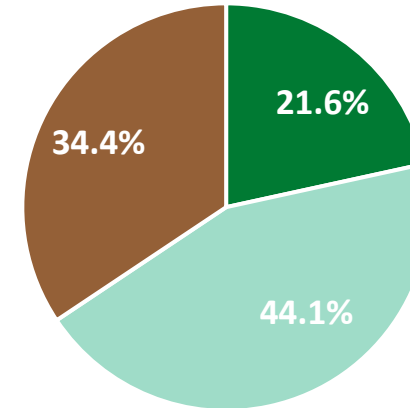
Utilities Broadband

Respondents under 18 to 35 were the least satisfied of all the age groups.




Cellular Service

Response Key



2018 RESULTS


Satisfaction Ranking



Infrastructure Priority Ranking: 2 out of 10

2018 RESULTS

Satisfaction Ranking

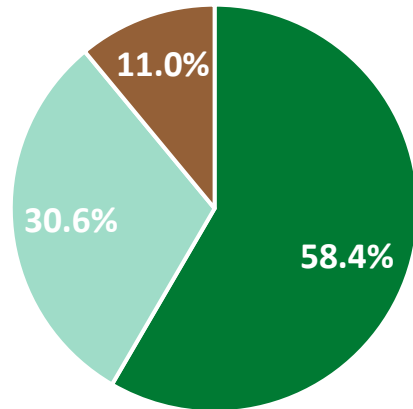


Infrastructure Priority Ranking: 4 out of 10



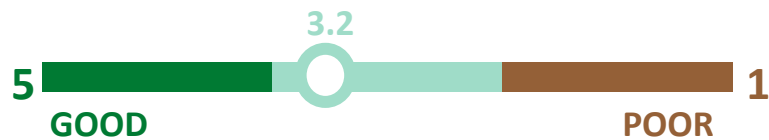
Utilities

Sewer (Public/Private)



2018 RESULTS

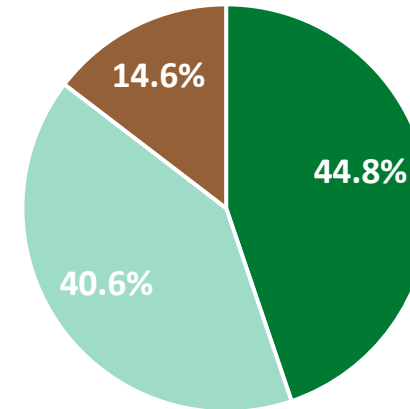
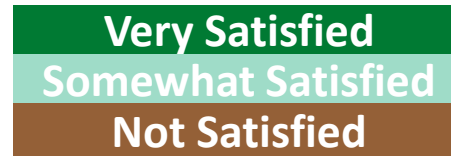
Satisfaction Ranking



Infrastructure Priority Ranking: 8 out of 10

Garbage Recycling

Response Key



2018 RESULTS

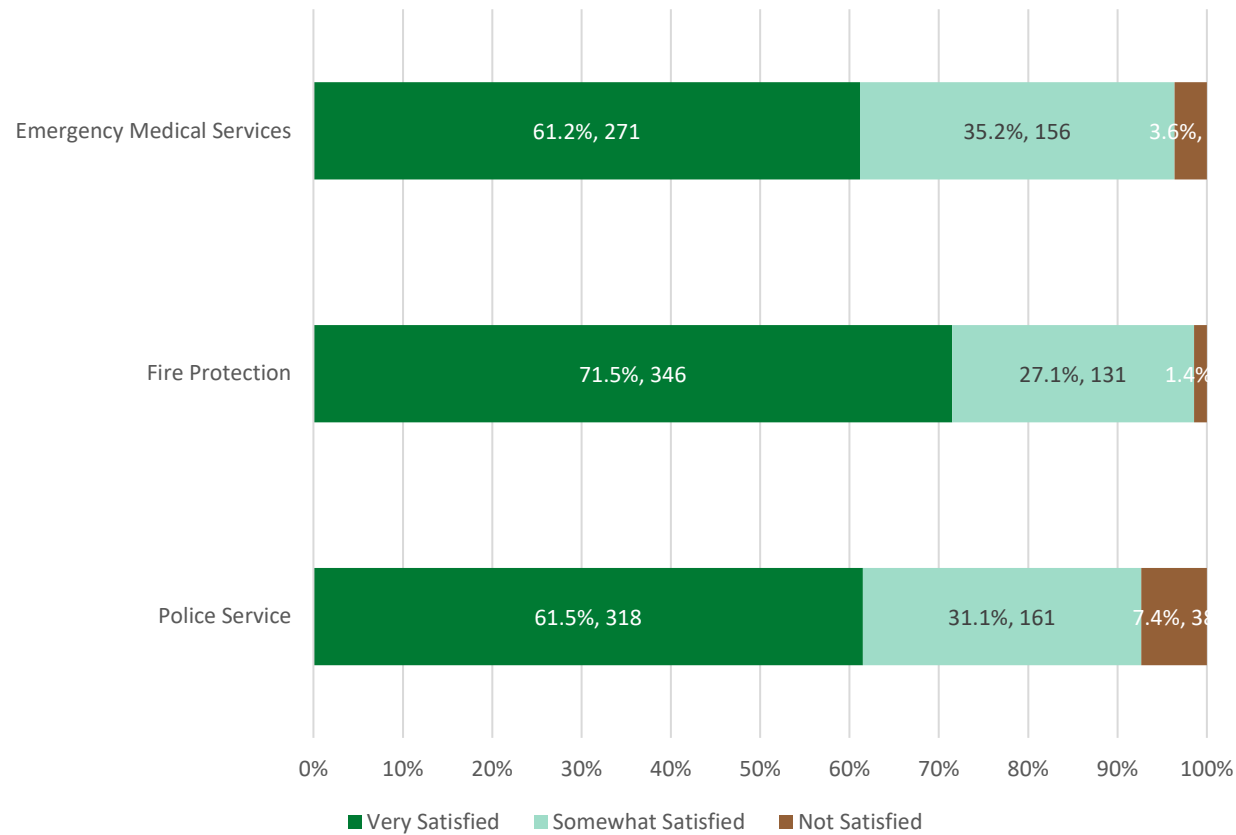
Satisfaction Ranking



Infrastructure Priority Ranking: 3 out of 10



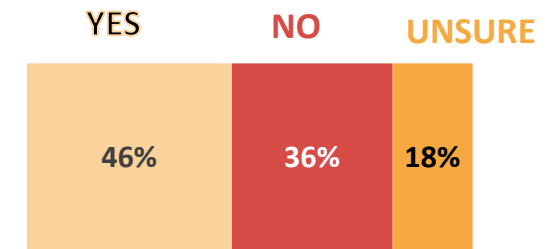
How satisfied are you with the following public health and safety services?



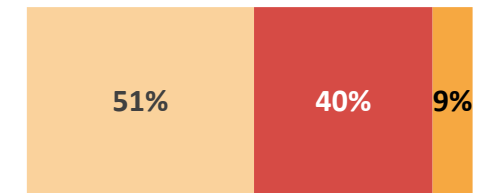
2018 RESULTS

Would you be willing to pay more taxes for...

... Fire:



...EMS:



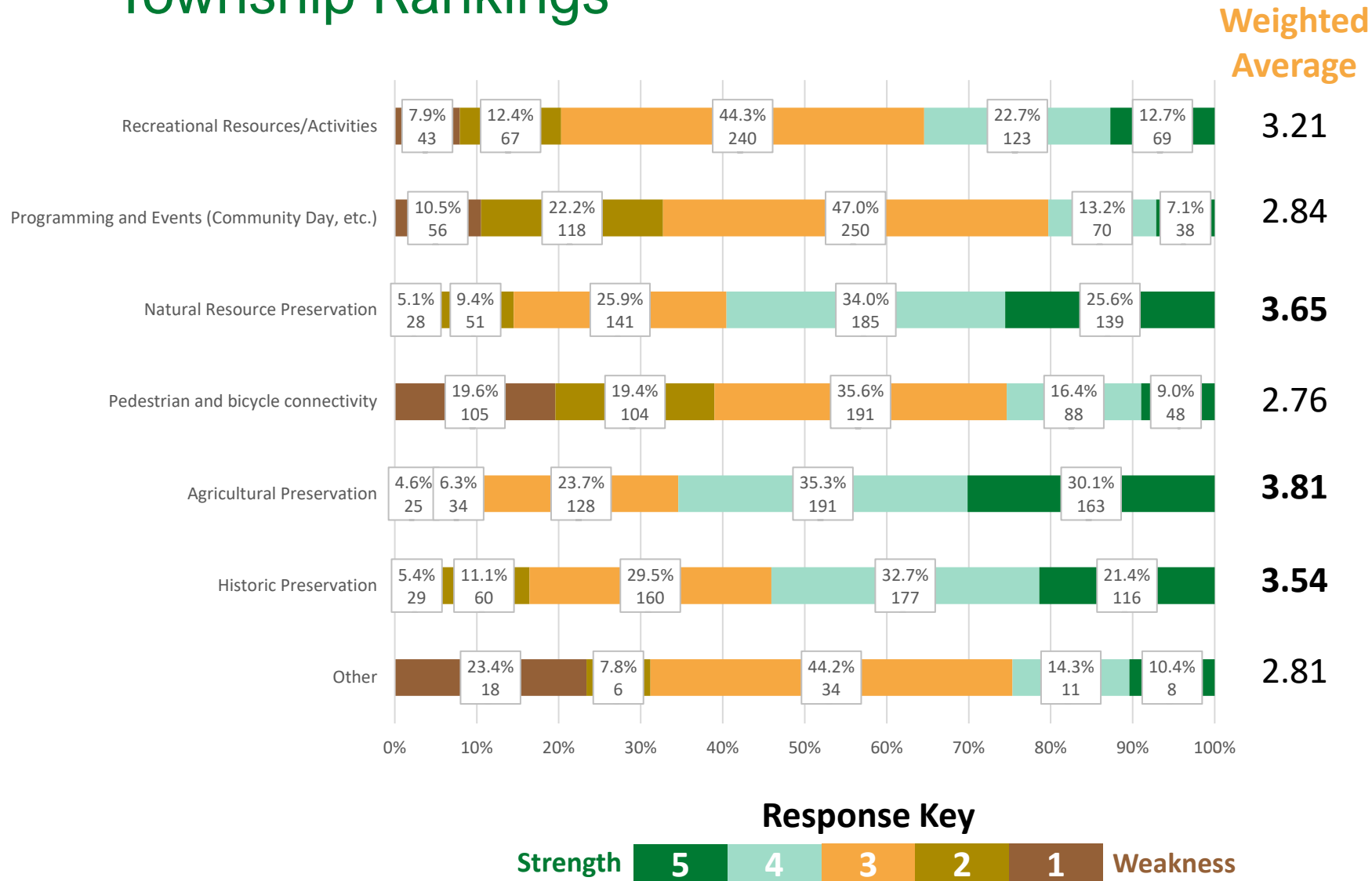
71.3% respondents said they want to same amount of police coverage. 14.1% said they'd like more police coverage.



TOWNSHIP SCORING

- Please rank the Township on a scale from 1-5:
 - Recreational Resources/Activities
 - Programming and Events (Community Day, etc.)
 - Natural Resource Preservation
 - Pedestrian and Bicycle Connectivity
 - Agricultural Preservation
 - Historic Preservation
 - Schools
 - Community Connectedness
 - Variety of Retail/Shopping
 - Transportation Options
 - Safety and Security
 - Local Job Opportunities
 - Historic Character
 - Diversity of Housing Types
 - Industrial/Commercial Base

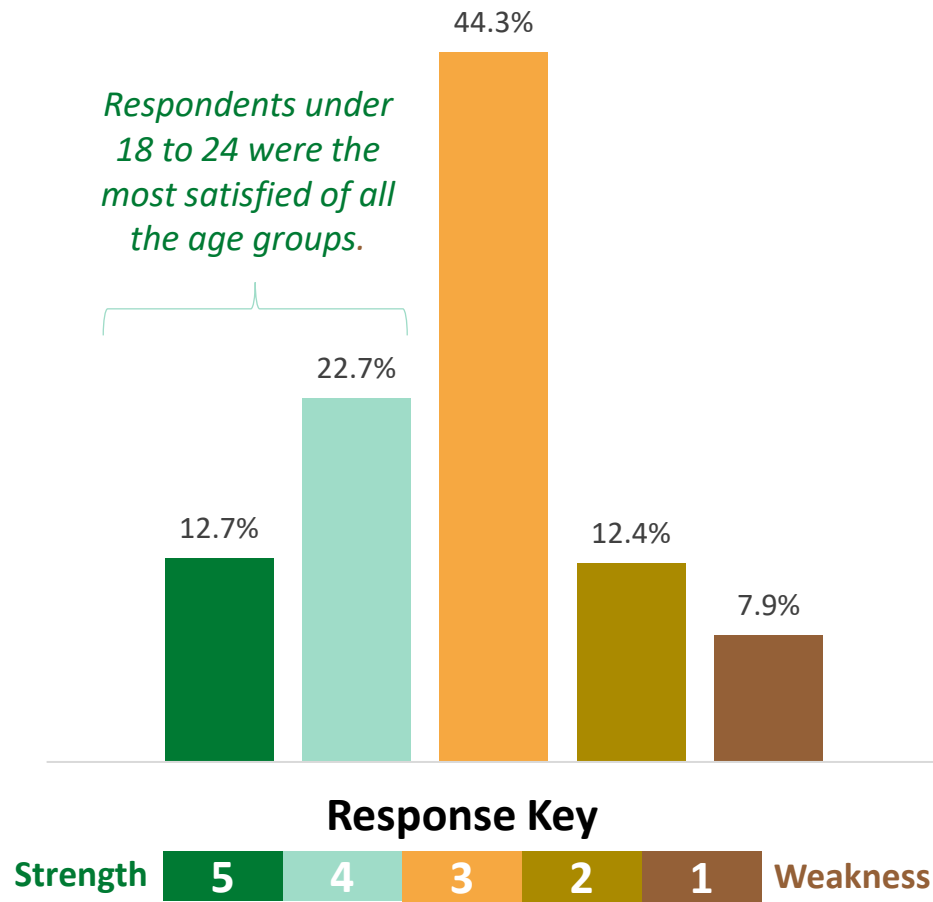
Township Rankings



- The top three responses for areas of strength were:
 1. Agricultural Preservation
 2. Natural Resource Preservation
 3. Historic Preservation
- The largest area of weakness was Pedestrian and Bicycle Connectivity



Rankings for Recreational Resources/Activities



“Enjoy local businesses (Springtown Hotel, Silver Creek, etc.) but would be good to see more commerce/recreational business activities.”

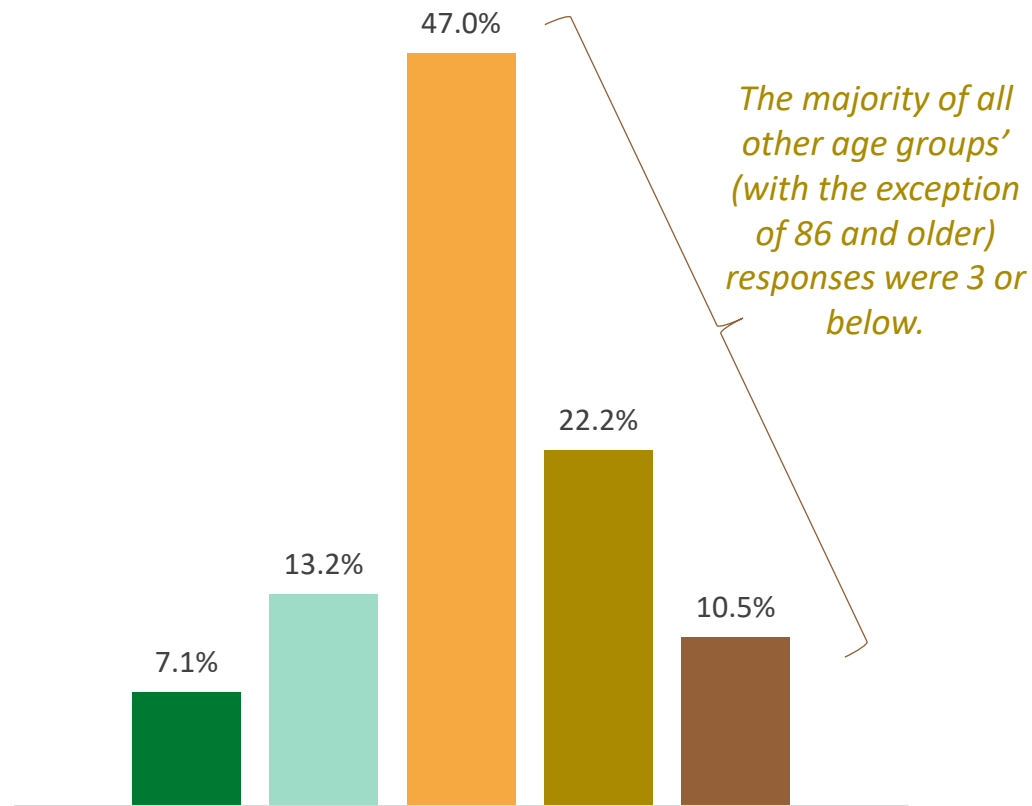
“Not enough parks/walking trails”

“Need more resources for residents.”

“Lack of resources for young families.”



Rankings for Programming and Events



"Many places are private clubs. How do new residents learn about them or how to join?"

"More outdoor senior activities."

2018 RESULTS

94% respondents were interested in **more community events**. **53%** wanted **Community Day** to continue.

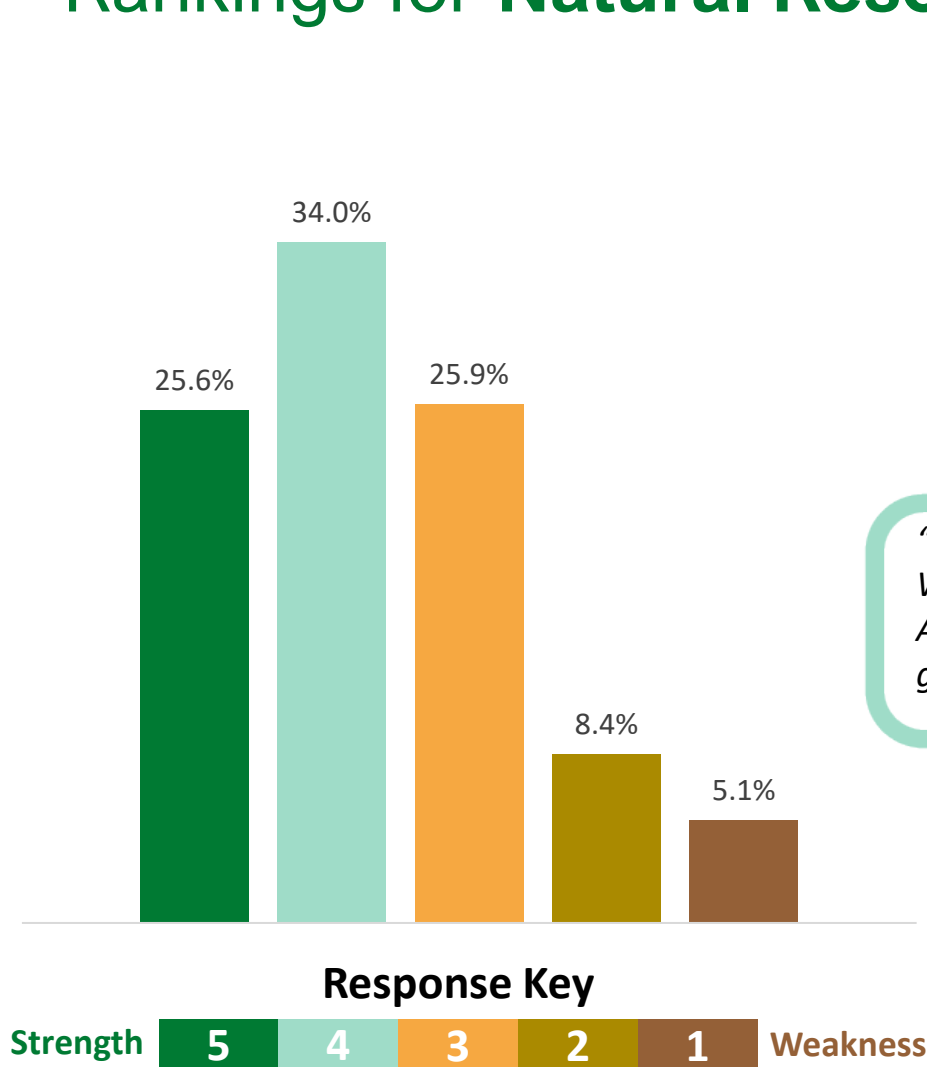
Event ideas mentioned in 2018 survey: farmers' markets, fireworks, nature walks, festivals, open barn tours, etc.

Response Key

Strength **5** **4** **3** **2** **1** Weakness



Rankings for Natural Resource Preservation



"Love that we have so much preserved open space."

"Need more publicly accessible areas, too much is preserved for the property owner only."

"We shouldn't preserve any more!"

"Important to be able to link preserved properties/land."

"Cooks Creek Watershed Association does a great job."

"Seeing lots of invasive species on my land (over 85%)."

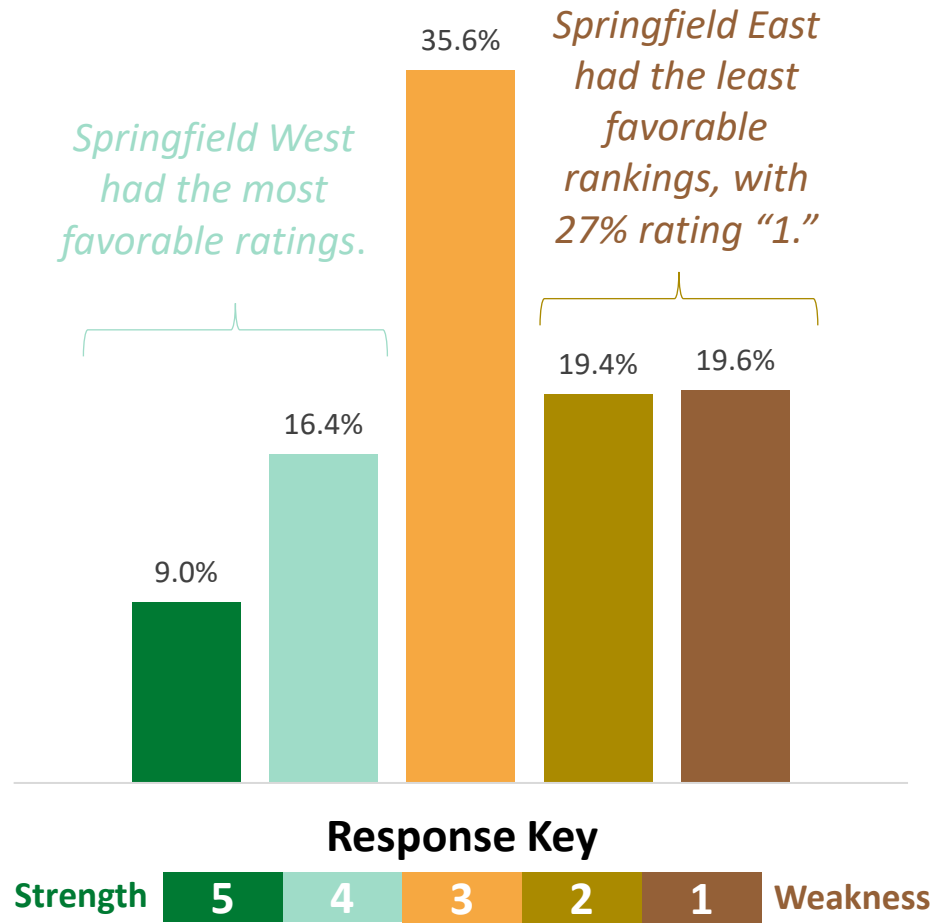
Concerns about the Quarry.

2018 RESULTS

50% of respondents indicated that more should be done to protect both surface water and ground/drinking water in the Township.



Rankings for Pedestrian and Bicycle Connectivity



"Would like better pedestrian connectivity."
"Would love to see more walking/biking paths."

"Walking/bicycling on 412 is impossible, have to drive to get to places and I live in town."

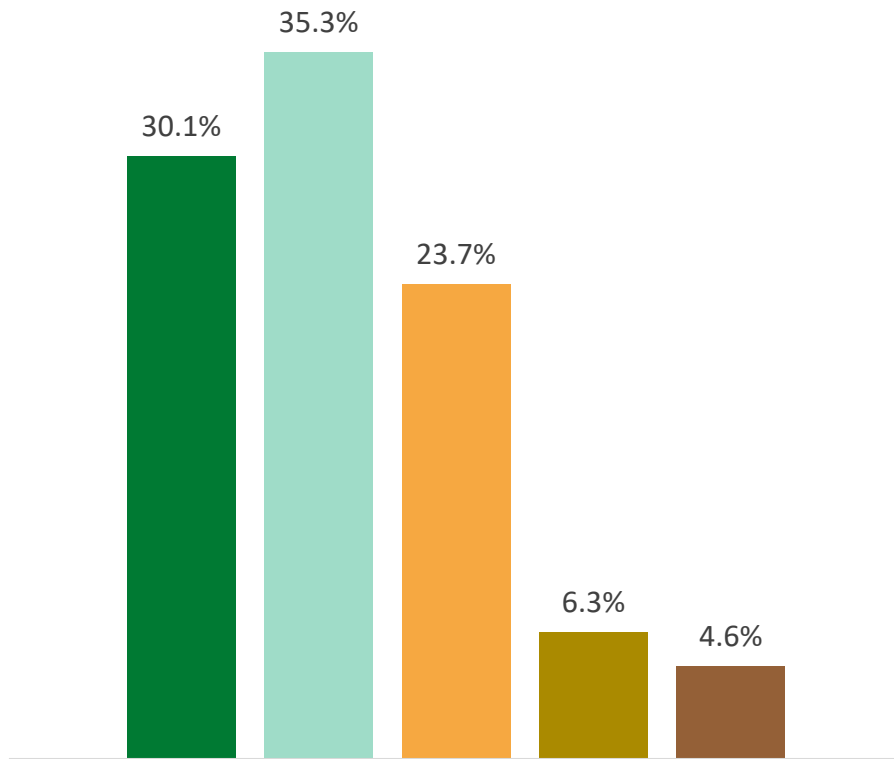
"Peppermint Park is a great resource, but it is disconnected."

"Lack of resources for young families."

"Not many shoulders to walk/ride on."



Rankings for Agricultural Preservation



Response Key

Strength **5** **4** **3** **2** **1** Weakness

"Preservation of the Township's rural character is the most important goal."

"Prime agricultural land must be preserved for local food production."

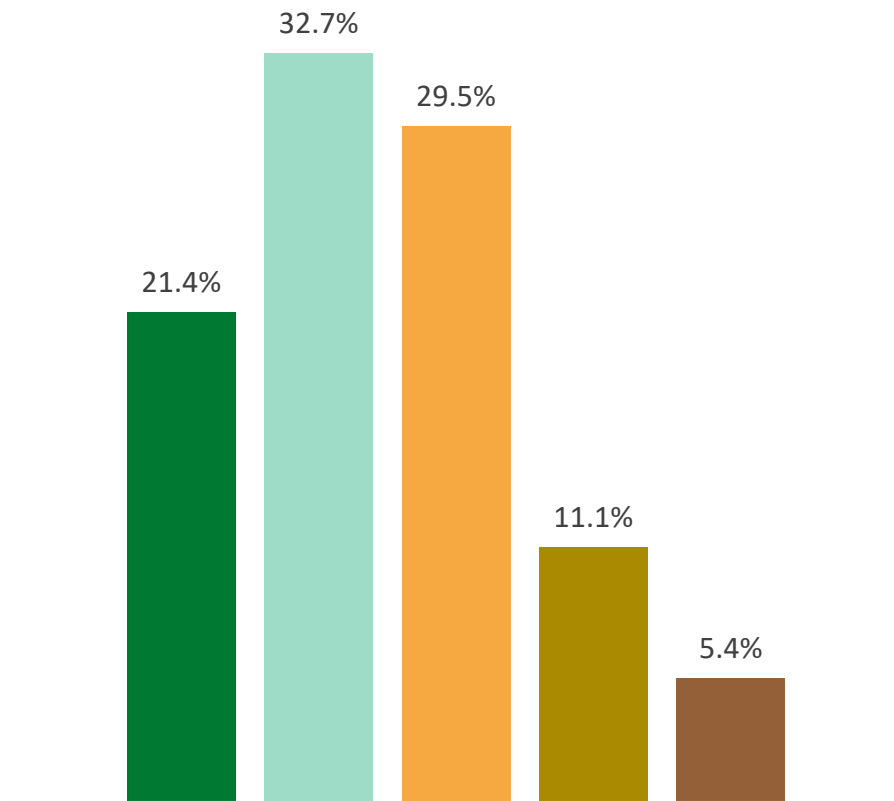
"Needs to be balanced with the need for taxable properties."

"Keep Upper Bucks County 'country'"

"Preservation efforts are wonderful."



Rankings for Historic Preservation



Response Key

Strength **5** **4** **3** **2** **1** Weakness

“Many historic properties well maintained; the Township should not seek to force preservation.”

“Sad to see the allowance of demolition by neglect of historic buildings.”

“Historic preservation of the Passer Community.”

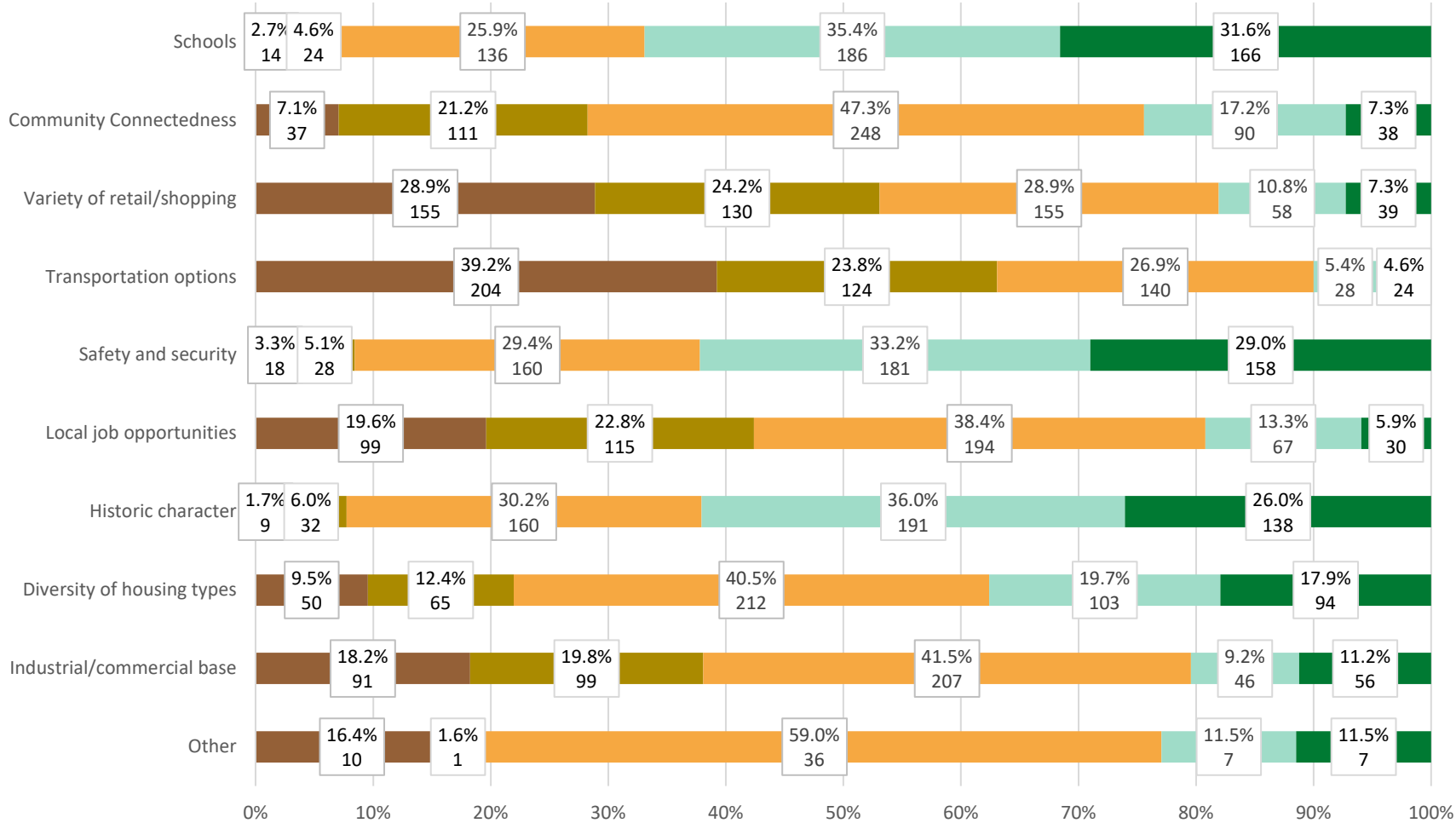
2018 RESULTS

- 23% of respondents indicated zoning restrictions should be maintained for listed historic resources.
- 16% noted the need to address the issue of demolition by neglect.



Township Rankings (Continued)

Weighted Average



Top 3 Rankings

1. Schools
2. Safety and Security
3. Historic Character

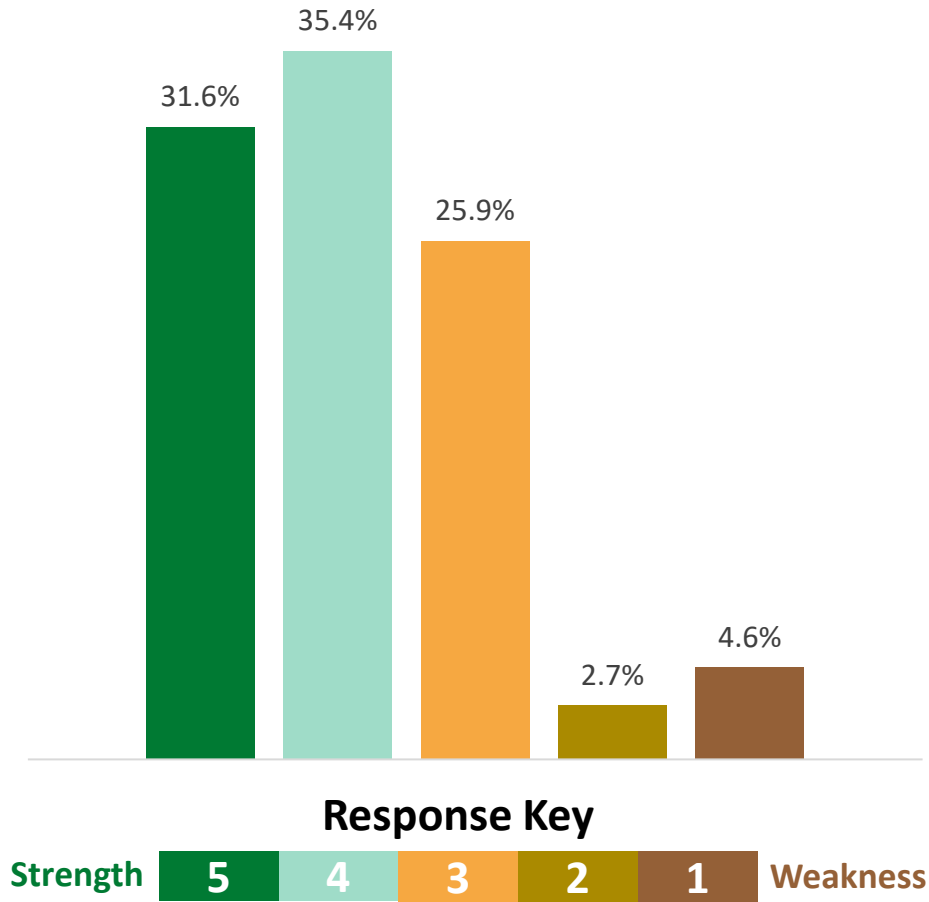
Lowest Rankings

- Transportation Options
- Variety of retail/shopping
- Local Job Opportunities

Response Key



Rankings for Schools



"School taxes are excessive."

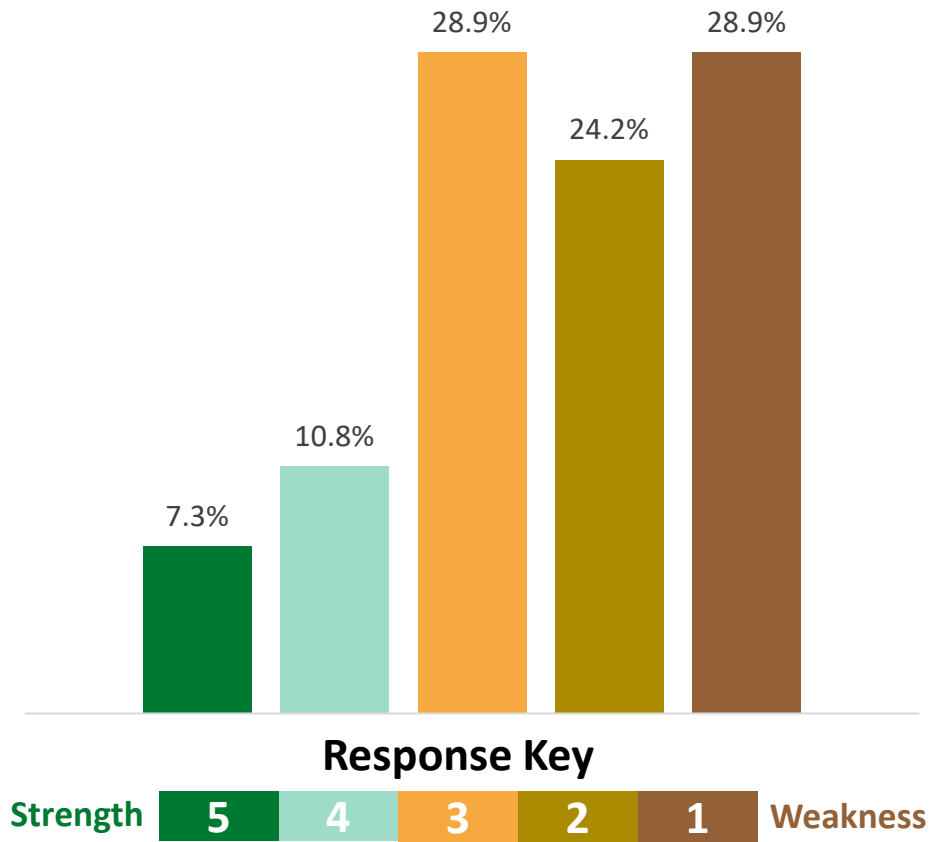
"School enrollment down 40% in last 30 years, less that what it was when I graduated from PHS 55 years ago."

"School board is contentious"

"Schools are excellent"



Rankings for **Variety of Retail/Shopping**



"Would love a general store/basic needs store."

"Very happy that there is no industrial/retail here."

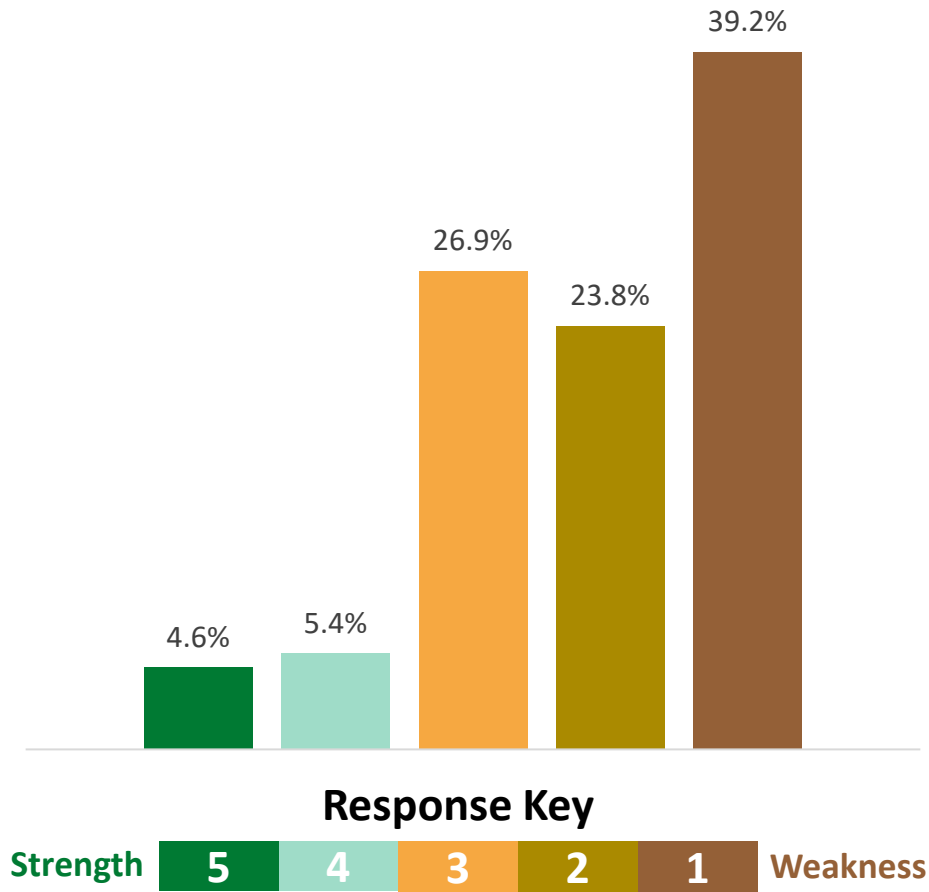
"Do not want to see shopping centers/industrial warehouses."

"Springfield township is perfect without it!"

"Would like to see Springtown Center developed for a retail space, coffee shop, etc.."



Rankings for Transportation Options



"Love to see wider roads for bikes."

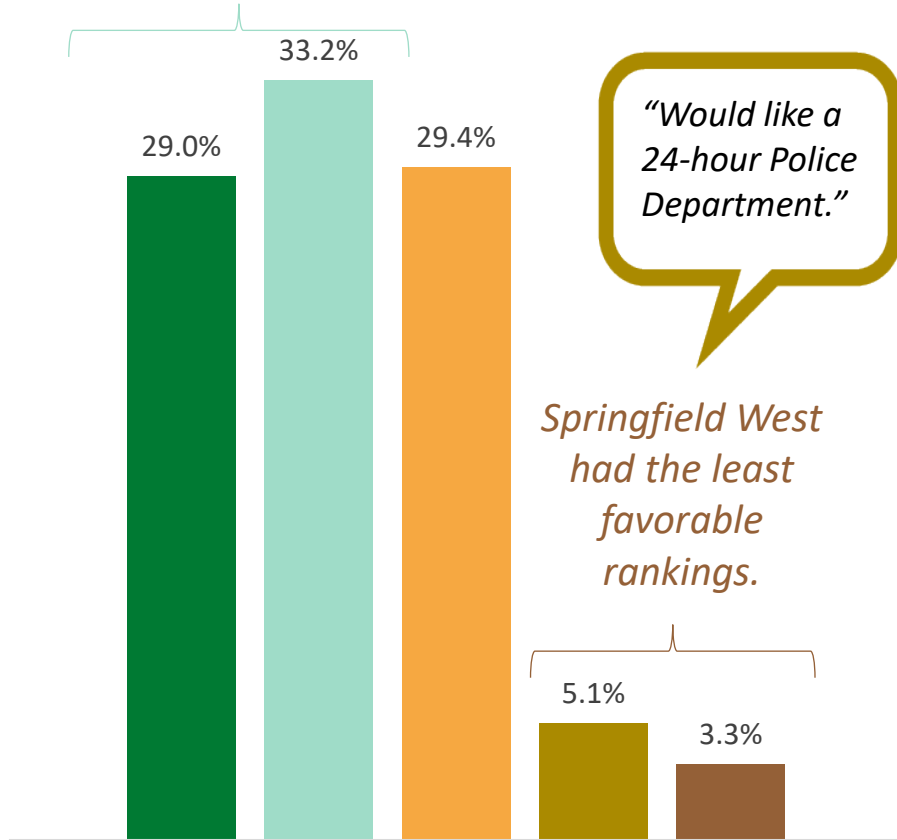
"Moving to this community is a choice, if you want public transportation, this Township is not a wise choice."

"Rural areas don't need public transportation."

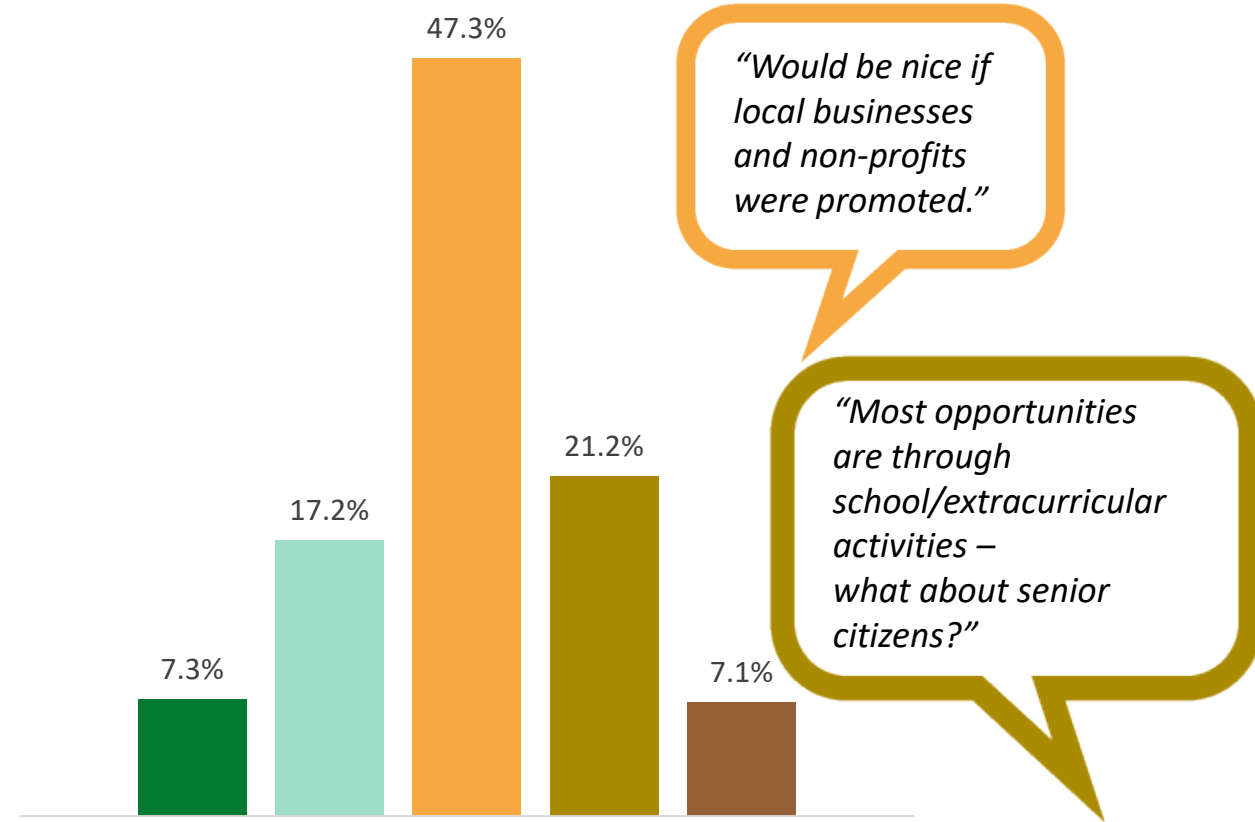


Rankings for Safety & Security

Springfield East had the most favorable rankings.



Rankings for Community Connectedness

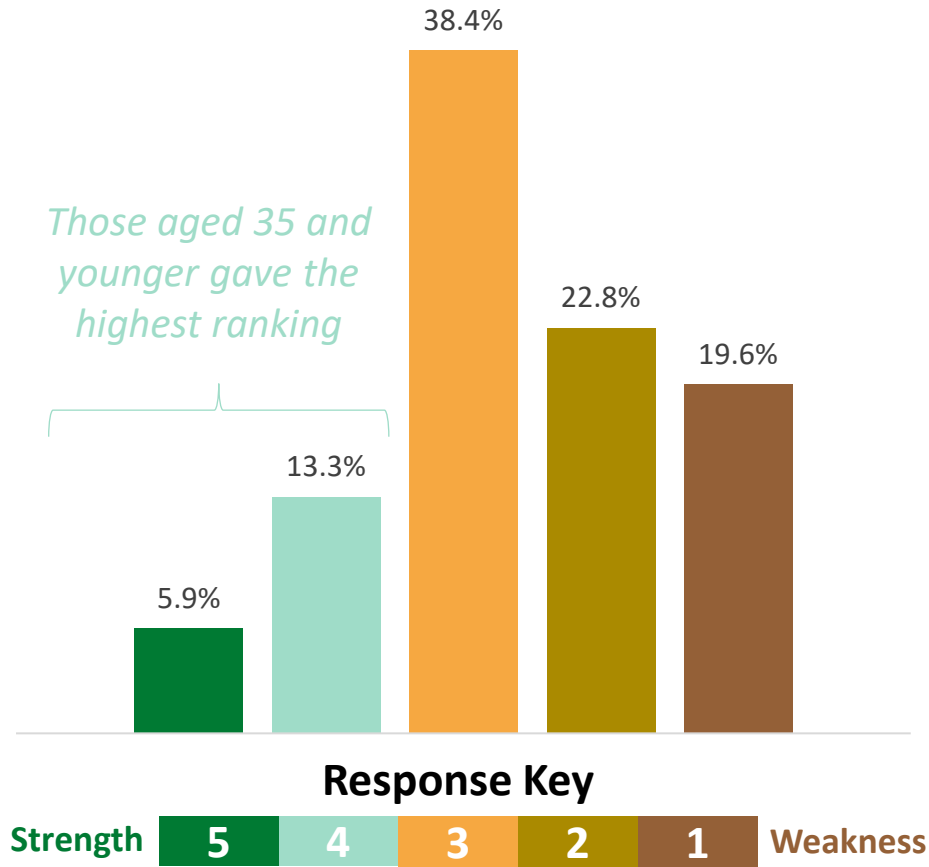


Response Key

Strength **5** **4** **3** **2** **1** Weakness



Rankings for Job Opportunities



"No jobs to employ the young people we don't have anymore."

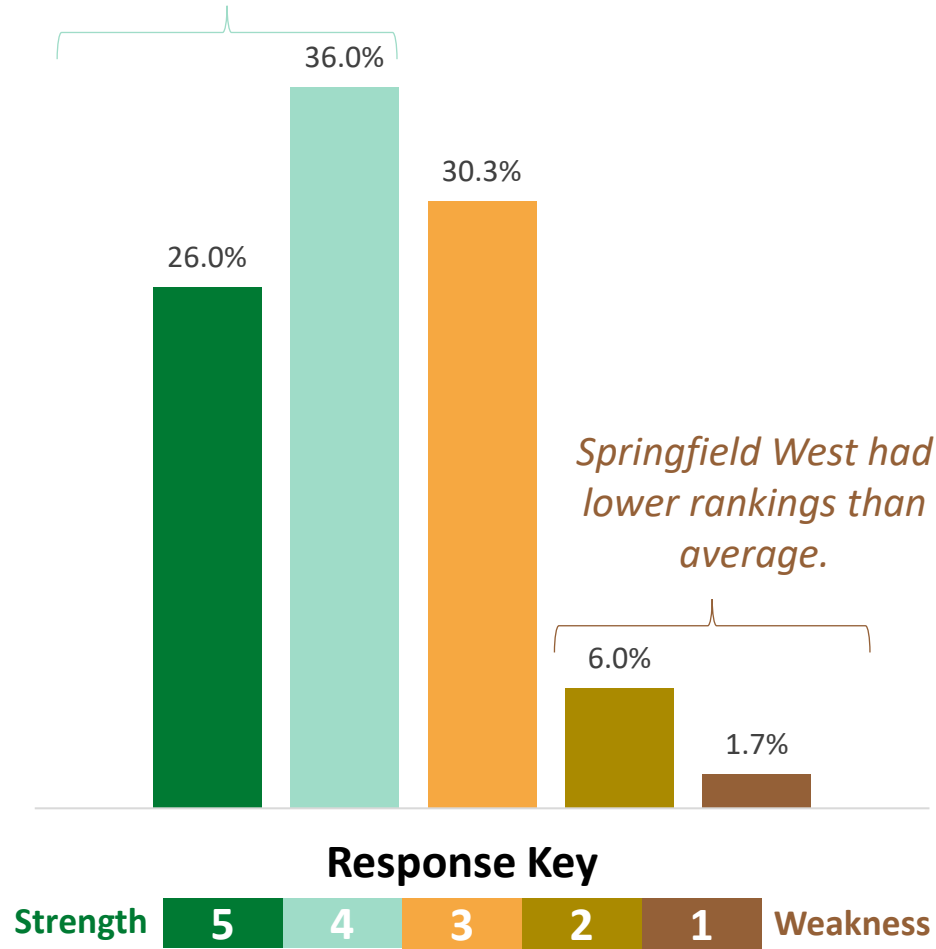
"Don't think Township is set up to have businesses here."

"Plenty of jobs in a 15-mile radius."



Rankings for Historic Character

Springfield East had higher rankings than average



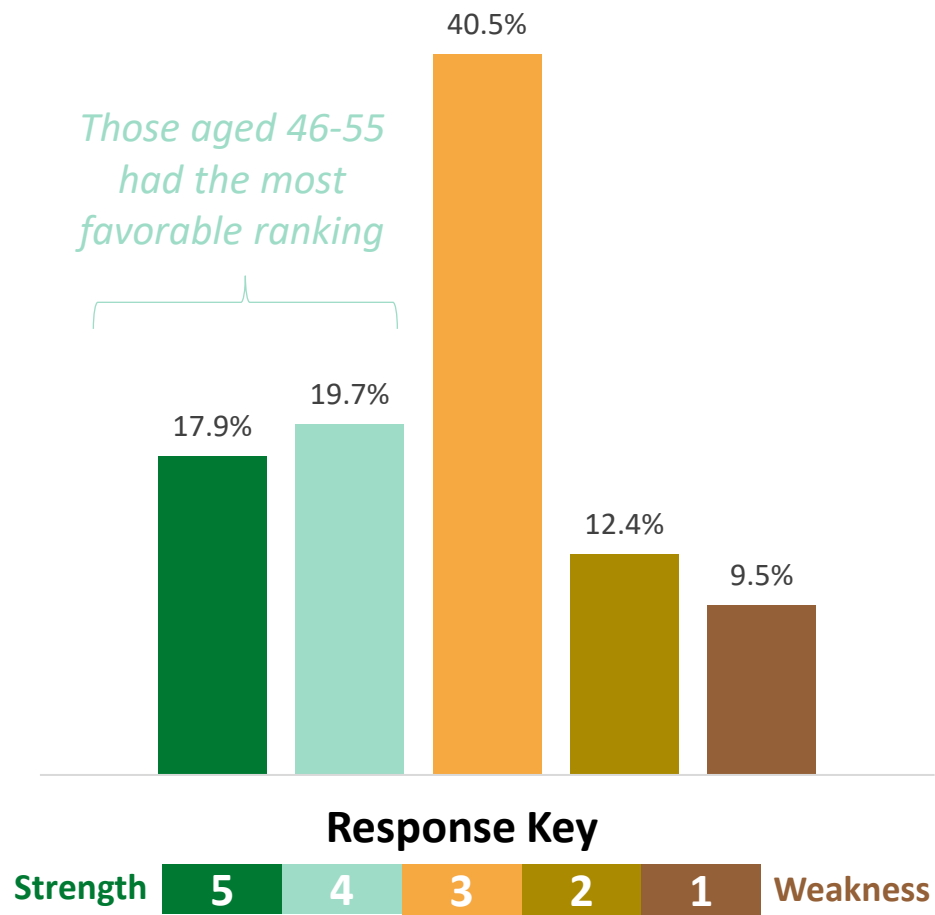
"Some of the newer housing doesn't really 'fit' into our area."

"There are sites, but they aren't known by residents, need to be promoted more."

"Would love to see older buildings maintained."



Rankings for Diversity of Housing Types



"Is there any 'senior housing? It is a shame seniors have to leave their home area once they can no longer stay in their home."

"Maintain the 3-acre minimum on residents."

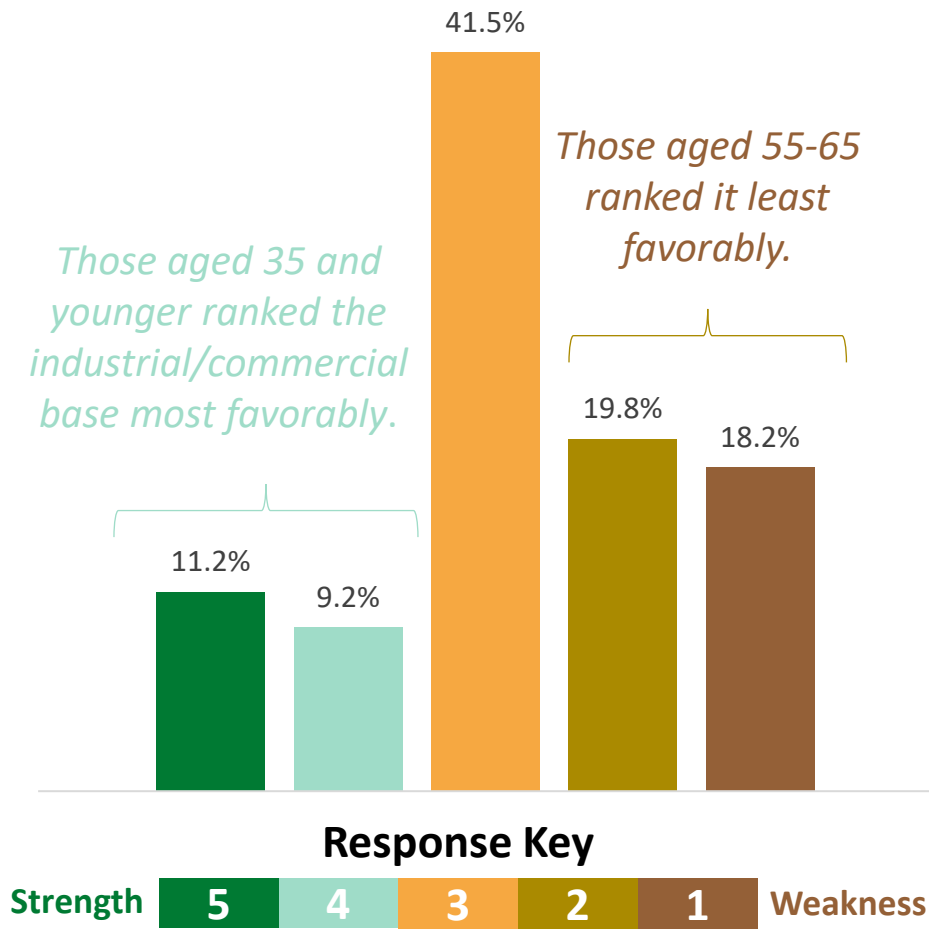
"Great schools, but housing options do not encourage or allow young families to move to the Township."

"Lack of smaller homes and ranch homes."

"Accommodation of diverse housing types is welcome, such as courtyard housing in rural areas and apartment over storefronts in Springtown."



Rankings for Industrial/Commercial Base



"I am happy it is not an industrial hub."

"Springfield is a bedroom community, it needs commercial/industrial areas to survive, but no one wants it in their backyard."

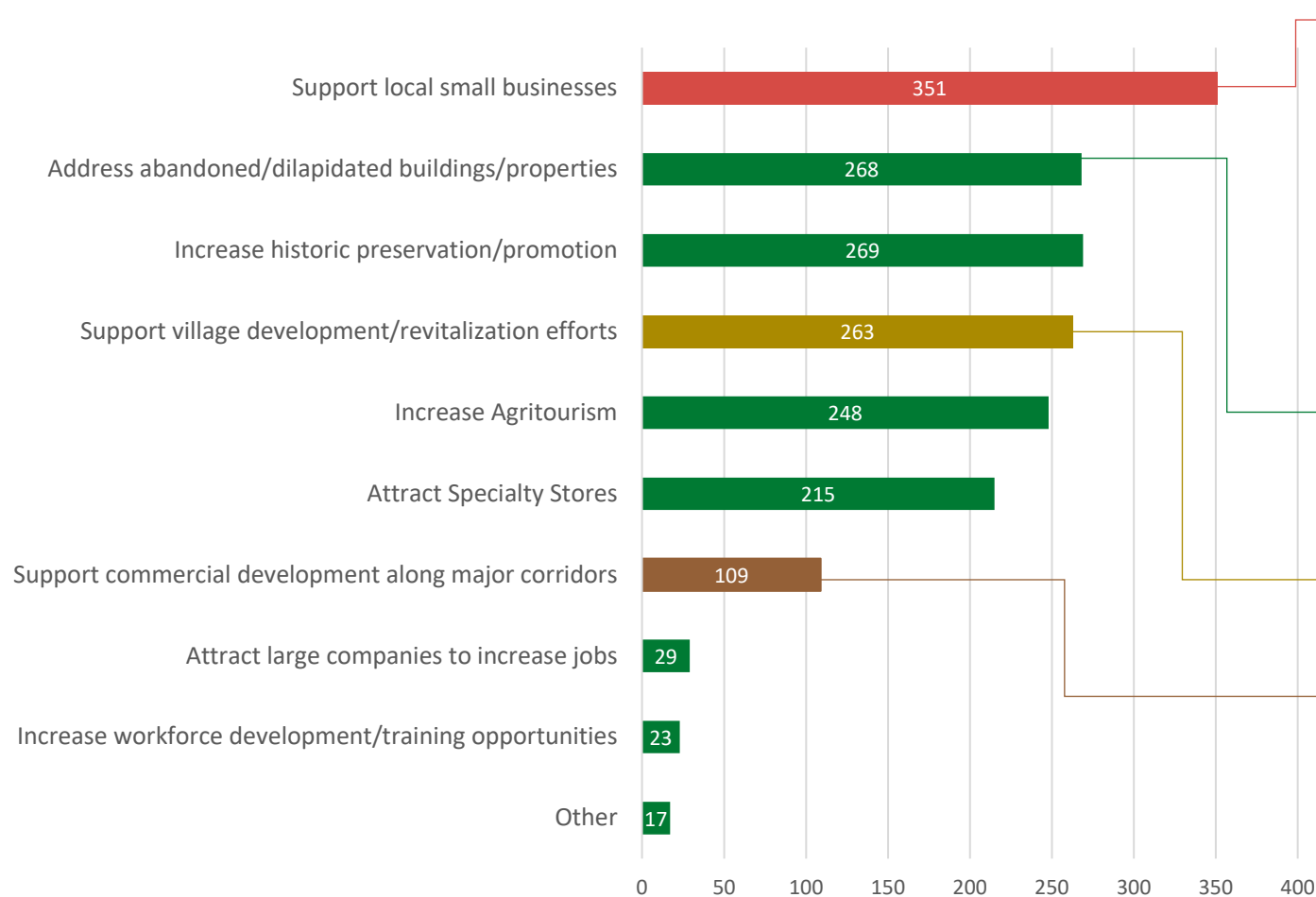
"Route 309 is a good focus area for industrial/commercial development."



TOWNSHIP FOCUS

- What activities should the Township focus on to support local community and economic development?
- Looking ahead 10 years from now, how concerned are you with the following factors for Springfield Township?
- What 5 priorities should the Township focus on over the next 10-20 years?

What activities should the Township focus on to support local community and economic development?



Business Types

- Breweries
- Love the idea of a petting zoo
- No chain stores
- An old fashioned '60s diner would be great!
- Agritourism is a great idea, supports the Township's character
- Businesses that align with Township's existing character
- Activities for families

Similar results were seen in the 2018 survey: 63% of respondents support the demolition or rehabilitation of abandoned buildings.

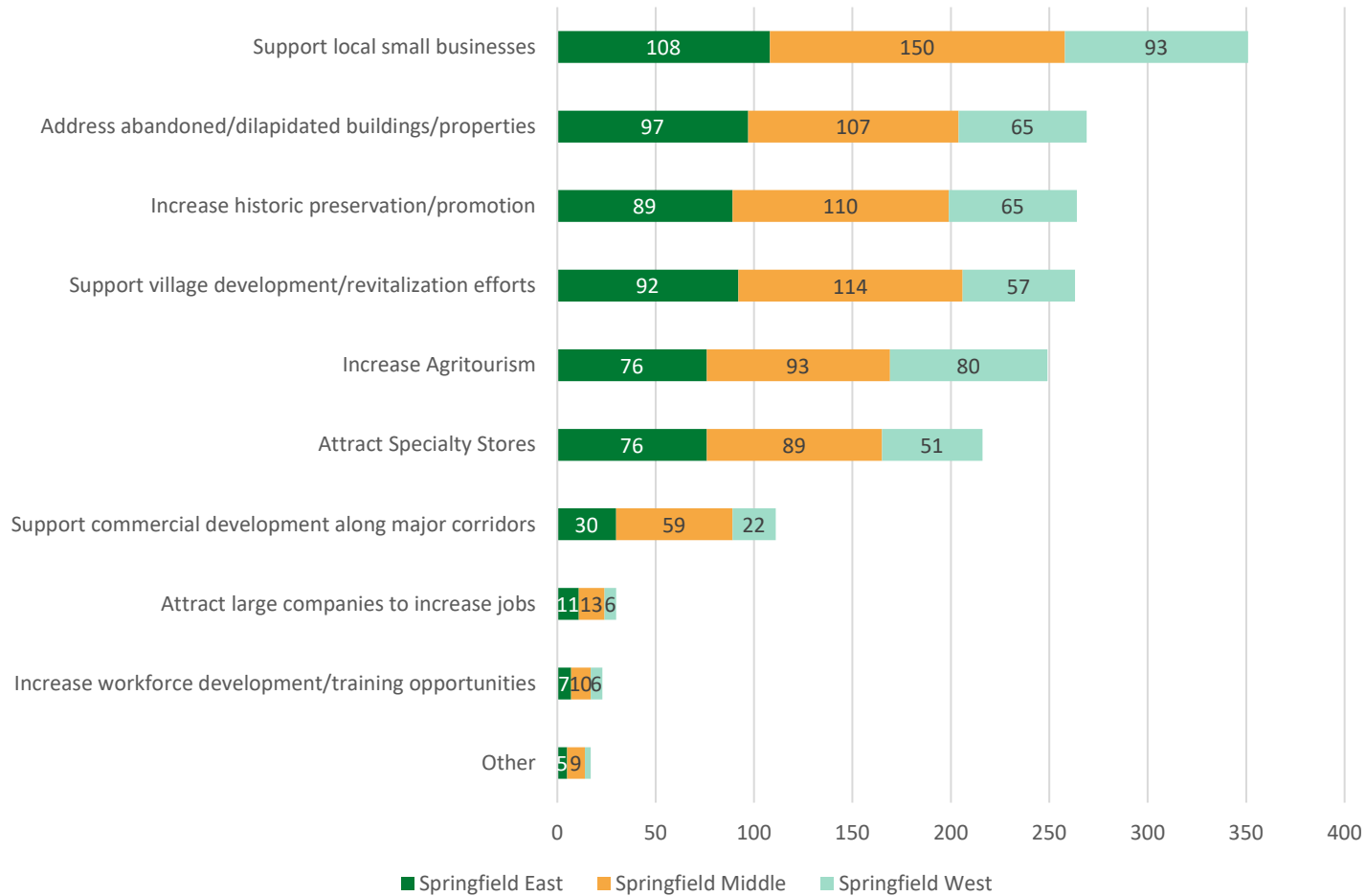
In the 2018 survey, 42% of respondents indicated the township should revitalize the villages.

Development

- Support development along corridors that are in character with the immediate surroundings
- Do not want to live in area like Hellertown or Quakertown
- No commercial development along 412 or 212.



What activities should the Township focus on to support local community and economic development?

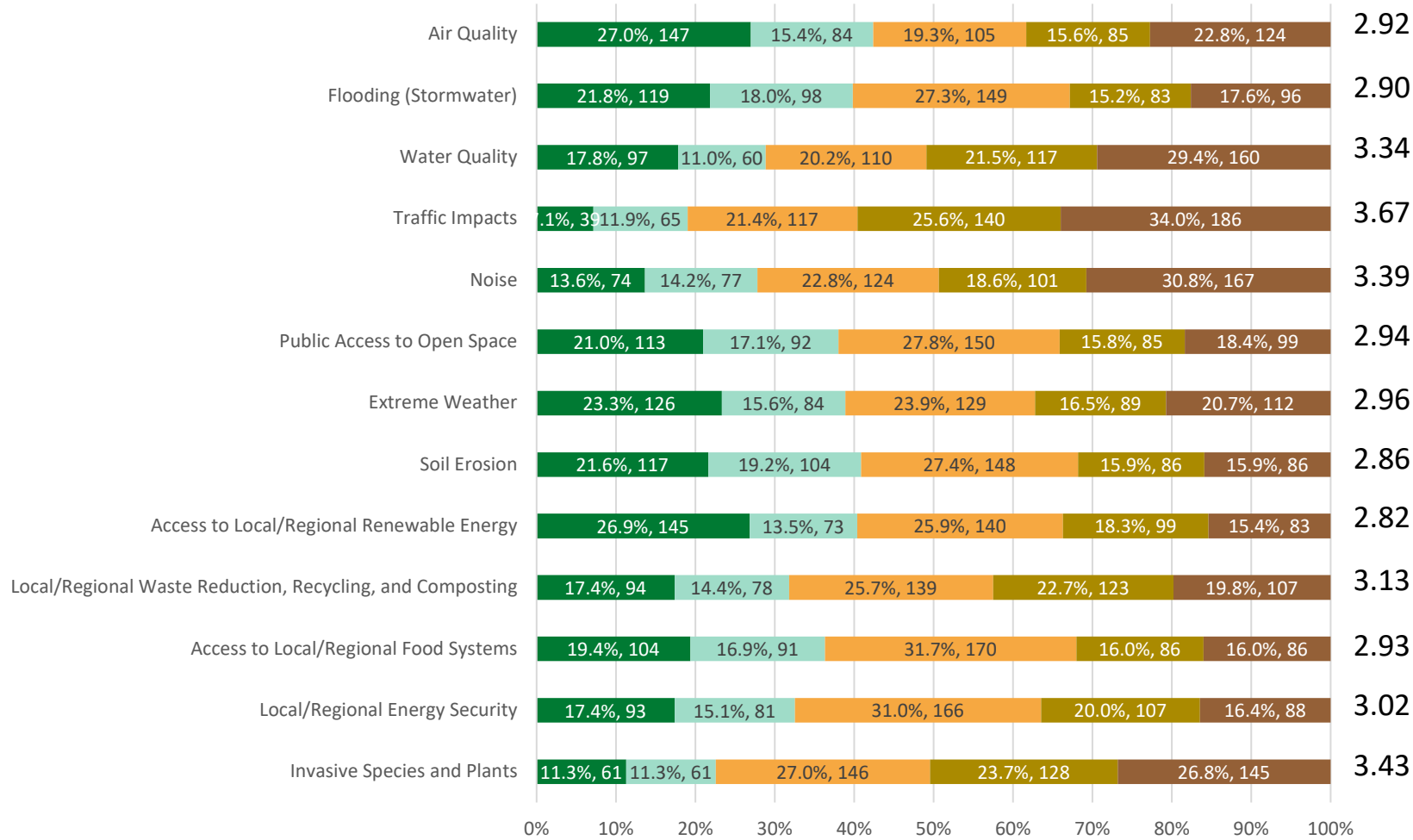


- Springfield Middle had the strongest support for local small business
- Springfield West, proportionally, had strong support for increasing agritourism
- The 66-75 age group had stronger than average support for Specialty Stores and Historic Preservation
- 18-24 and 25-35 age groups, have strong support for local small business and addressing blighted properties



Looking ahead 10 years from now, how concerned are you about the following factors for Springfield Township

Weighted Average



Top 3 Concerns

1. Traffic Impacts
2. Invasive Species
3. Noise

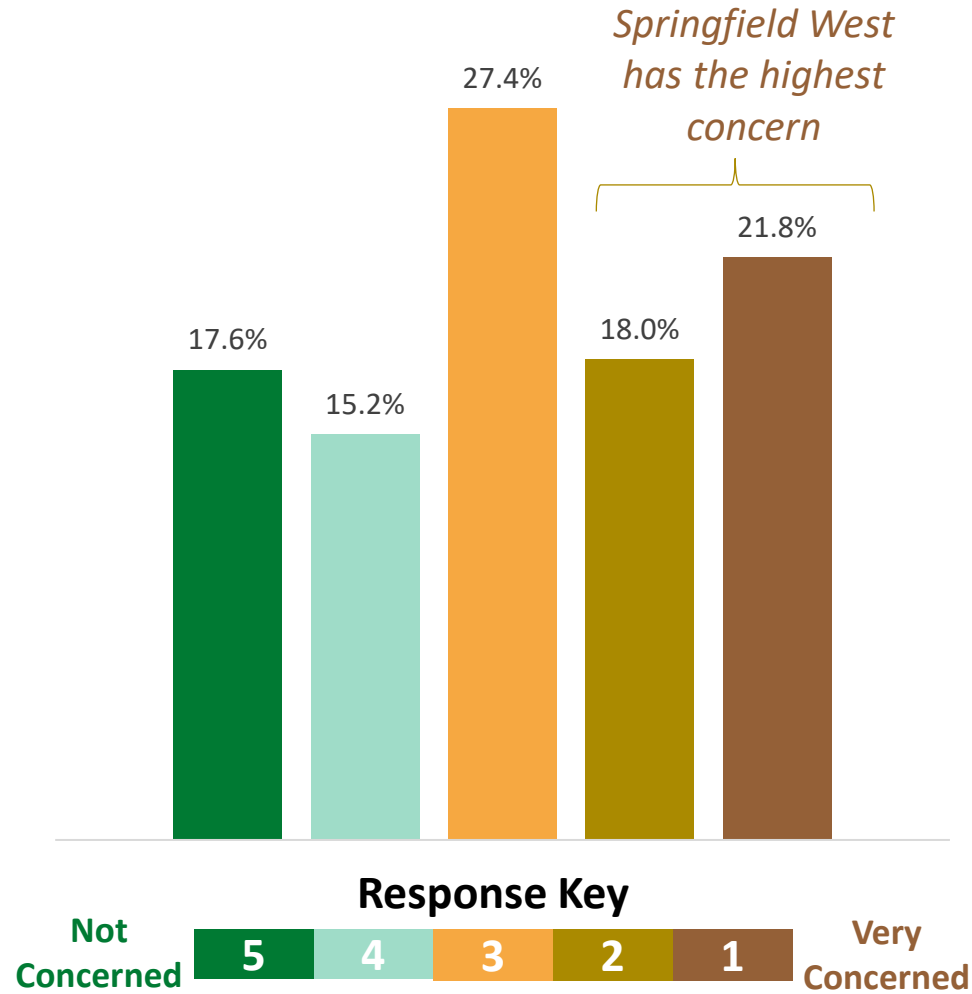
Bottom 3 Concerns

11. Access to local/regional renewable energy
12. Soil Erosion
13. Flooding

Response Key



Future Concern Flooding



"Flooding is becoming more frequent and severe."

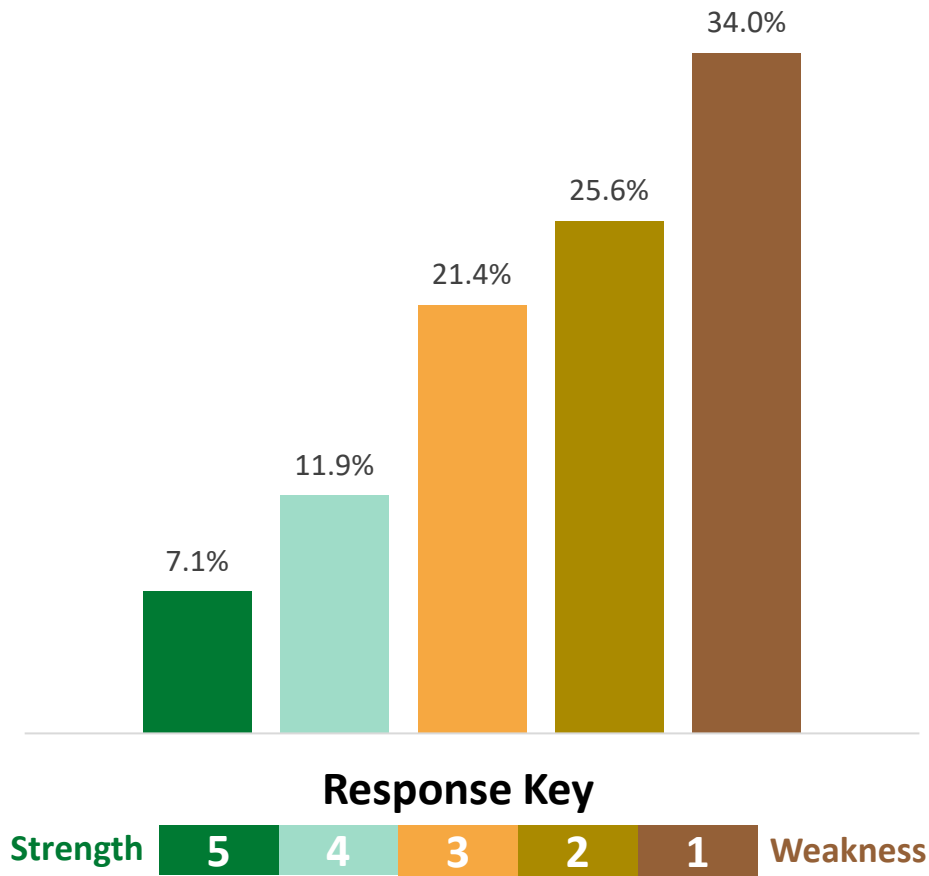
"Would like to see investment in riparian zone restoration."

"Concern over maintenance of culverts on 412, 212, Old Bethlehem Town Road."

"We are near wetlands which is more important than occasional flooding."



Future Concern Traffic Impacts



“Truck traffic on 412.”

“So much traffic on main roads – 412, 309, 212 in the last 10-15 years.”

“Too many trucks and bad behavior in terms of speed and noise.”

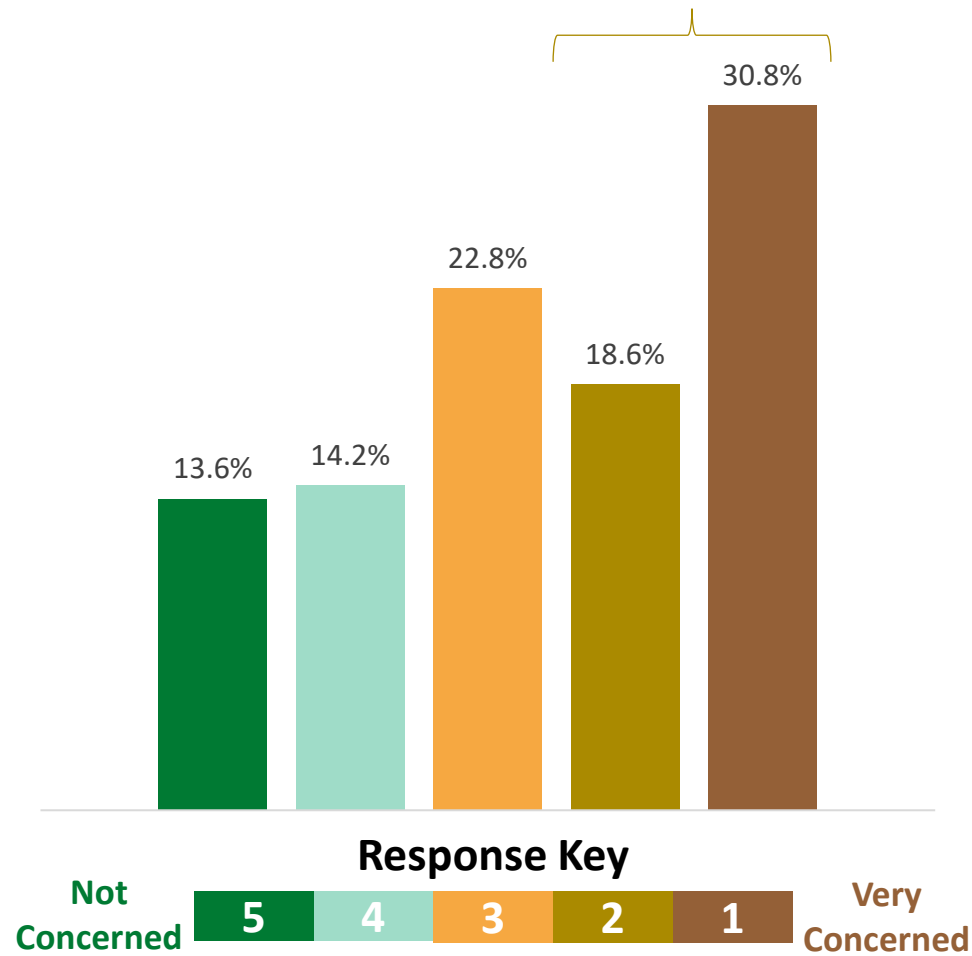
2018 RESULTS

38% of respondents indicated that the Township should do more to enforce speed limits.



Future Concern Noise

Springfield West has the highest concern



“Fear that growth will increase noise and pollution.”

“Dirt bikes.”

“Increased air traffic from LVIA.”

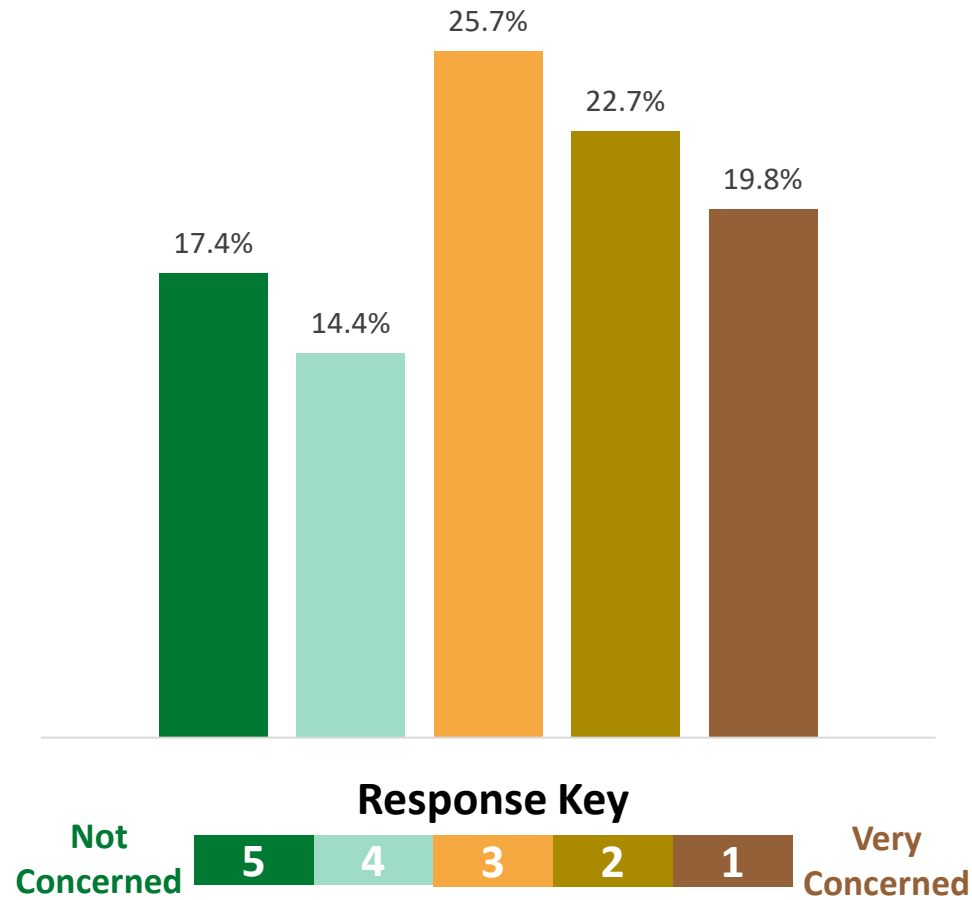
“Concern over noise from future quarry (as well as water and air pollution).”

“Consider 'no engine breaks' policy.”

“Gun range noise.”



Future Concern Waste



“Very concerned about lack of recycling options.”

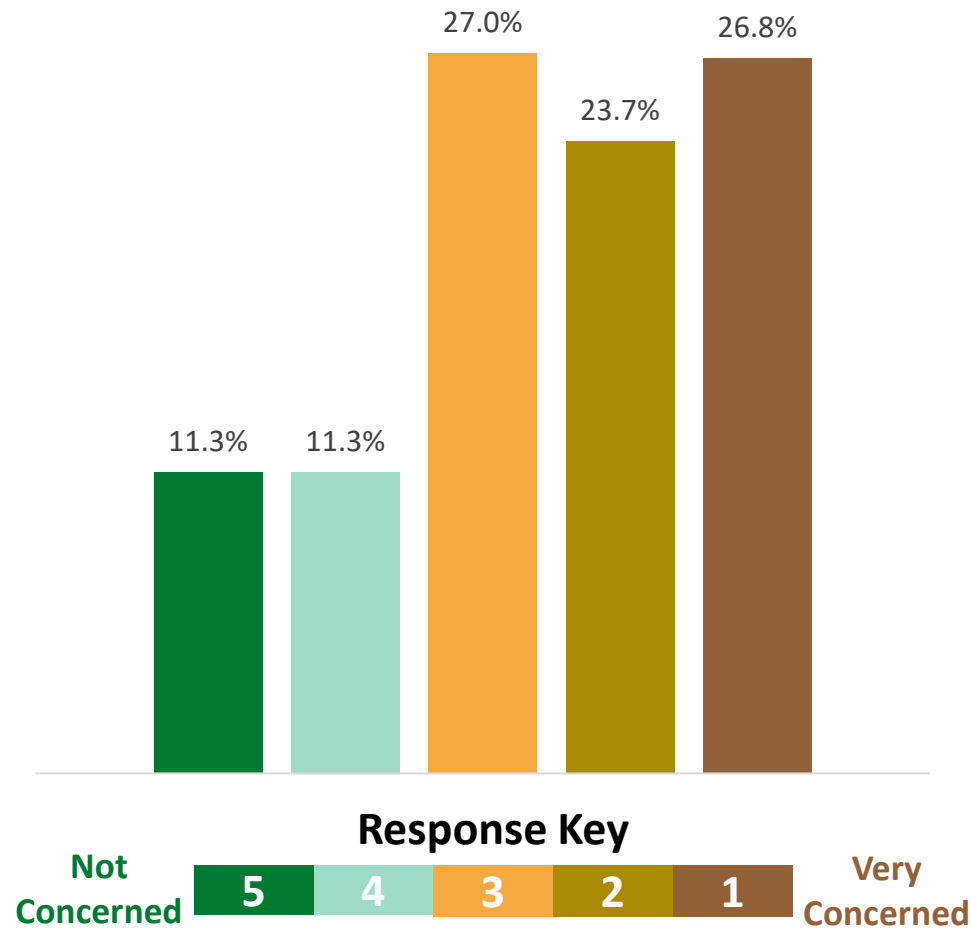
“Would love a composting site.”

2018 RESULTS

7% of respondents identified ‘increasing recycling rates’ as an important environmental issue.



Future Concern Invasive Species



“Very concerned with ash trees.”

“Will only be made worse by climate change.”

“Need bamboo regulations.”

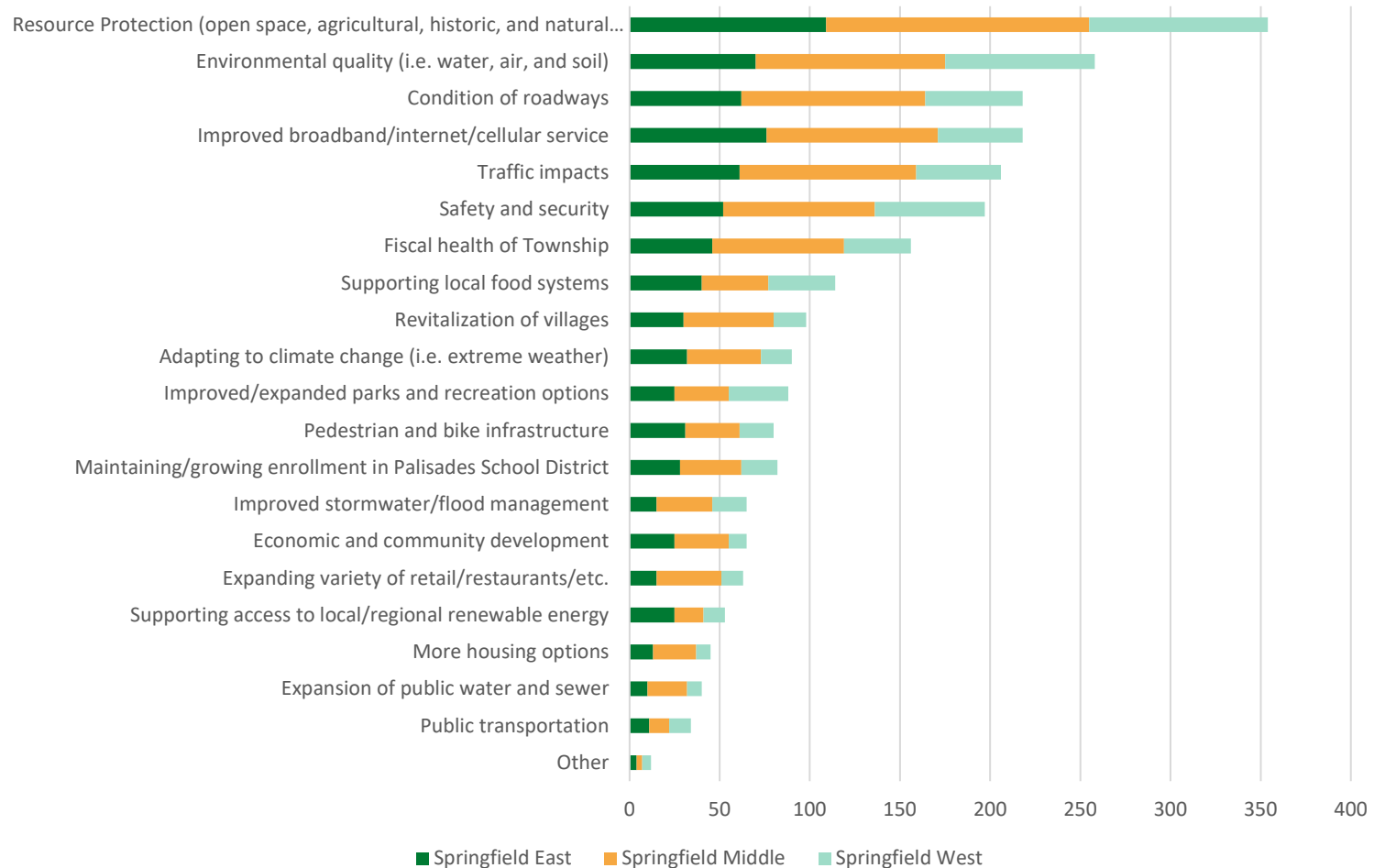
“Reduction Programs and education.”

2018 RESULTS

18% of respondents identified ‘restoration and protection of native habitats’ as an important environmental issue.



What 5 priorities should the Township focus on over the next 10-20 years?



Highest Priorities

- Resource Protection
- Environmental Quality
- Condition of Roadways

Lowest Priorities

- Public Transportation
- Expansion of Public Water/Sewer
- More Housing options

2018 RESULTS

The top three future priorities identified:

- Open space protection (13.5%)
- Agricultural preservation (13.5%)
- Environmental protection (11.2%)



What 5 priorities should the Township focus on over the next 10-20 years? **Comments**

Resource Protection

- Maintain rural quality, but do not sacrifice to tax base growth
- Maintain farms
- Preserve existing environment and character
- Focus on climate change resilience

Climate Change

- Renewable energy must be priority or else nothing will matter
- Important to think about multiple impacts to food systems, weather, electricity supply, etc.
- Strengthen resilience through community development

Infrastructure

- Broadband quality is very poor – need more options
- Concerned about infrastructure capacity

Revitalize Villages

- Focus on Springtown
- Make area more charming and inviting
- Focus population growth in villages
- Helps address community financial security, environmental concerns and housing

Development

- Convert existing houses into apartments rather than building new
- Look into sustainable building
- Commercial development is vital to the future to build the tax base
- Springtown revitalization and agritourism
- No heavy industry, quarry, shopping malls, large warehouses

