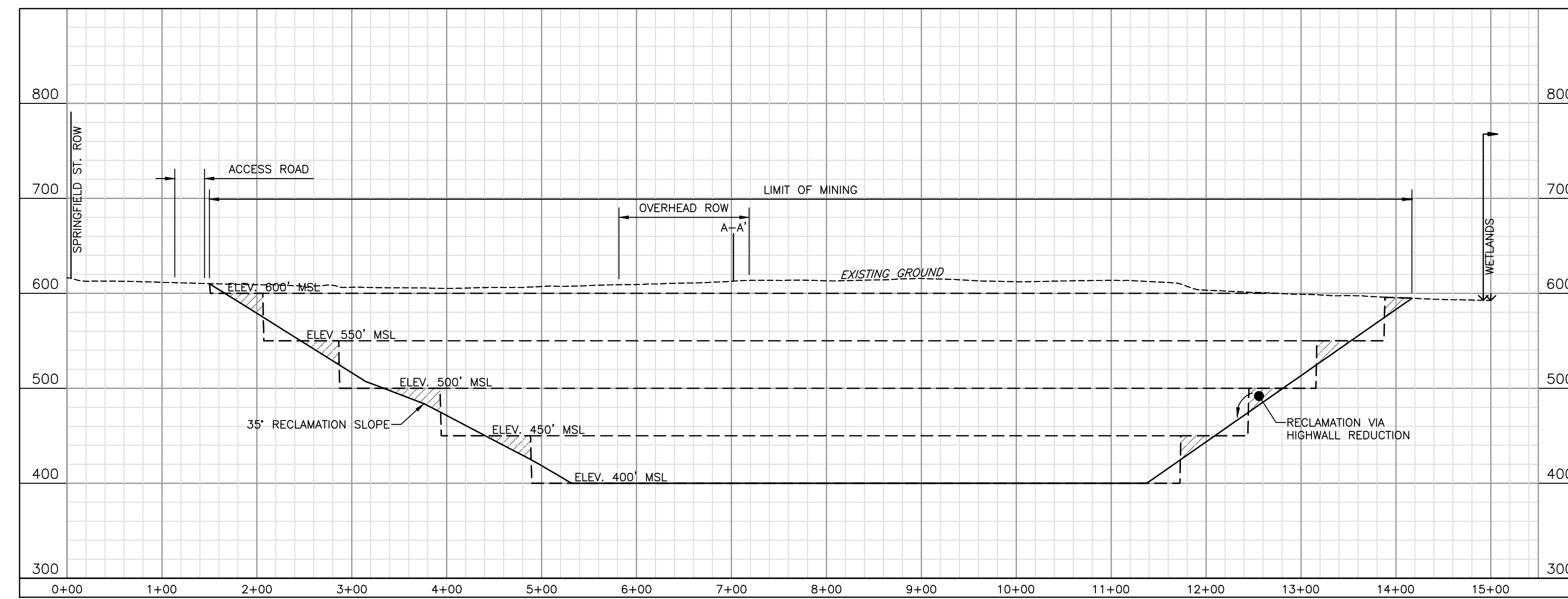
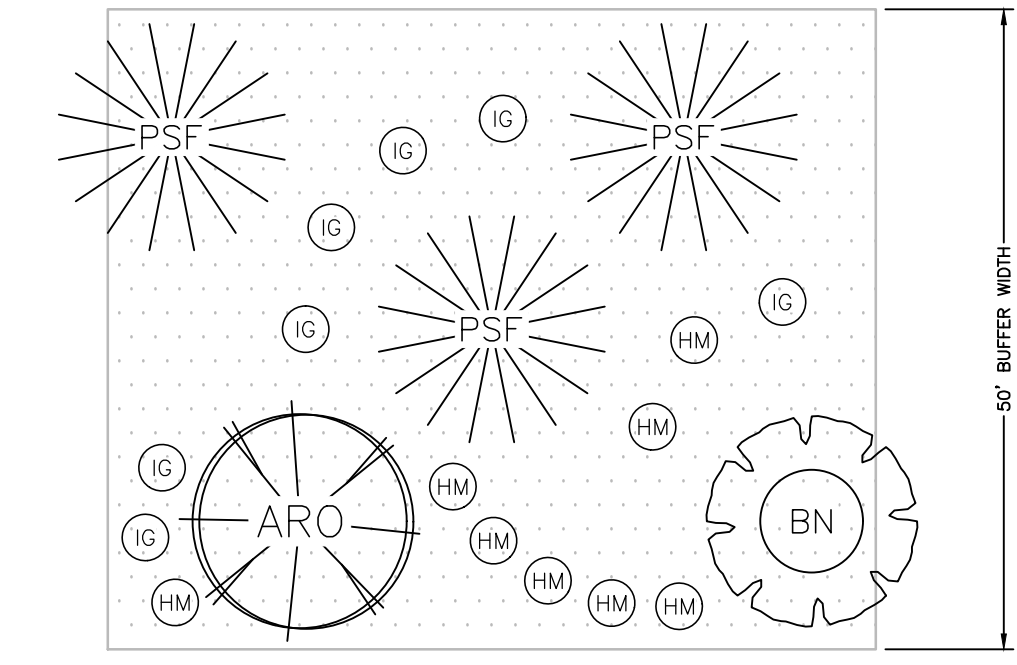


NORTH EXTRACTION AREA
CROSS SECTION: A-A'
 Horizontal Scale: 1" = 100'
 Vertical Scale: 1" = 100'



NORTH EXTRACTION AREA
CROSS SECTION: B-B'
 Horizontal Scale: 1" = 100'
 Vertical Scale: 1" = 100'

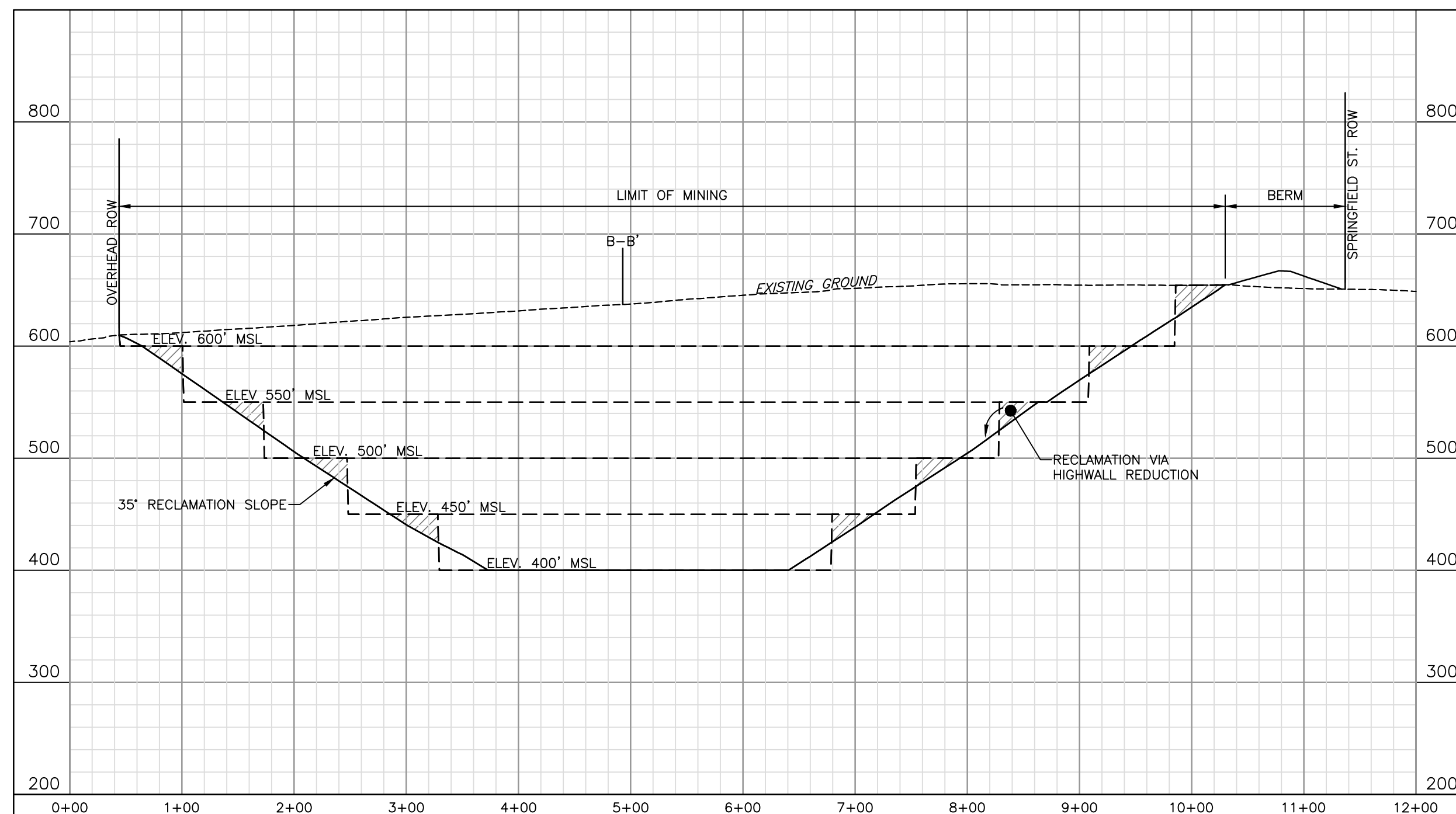


TYPE 1 BUFFER
TYPICAL PLANTING PATTERN (60' SEGMENT)
 SCALE: 1" = 15'

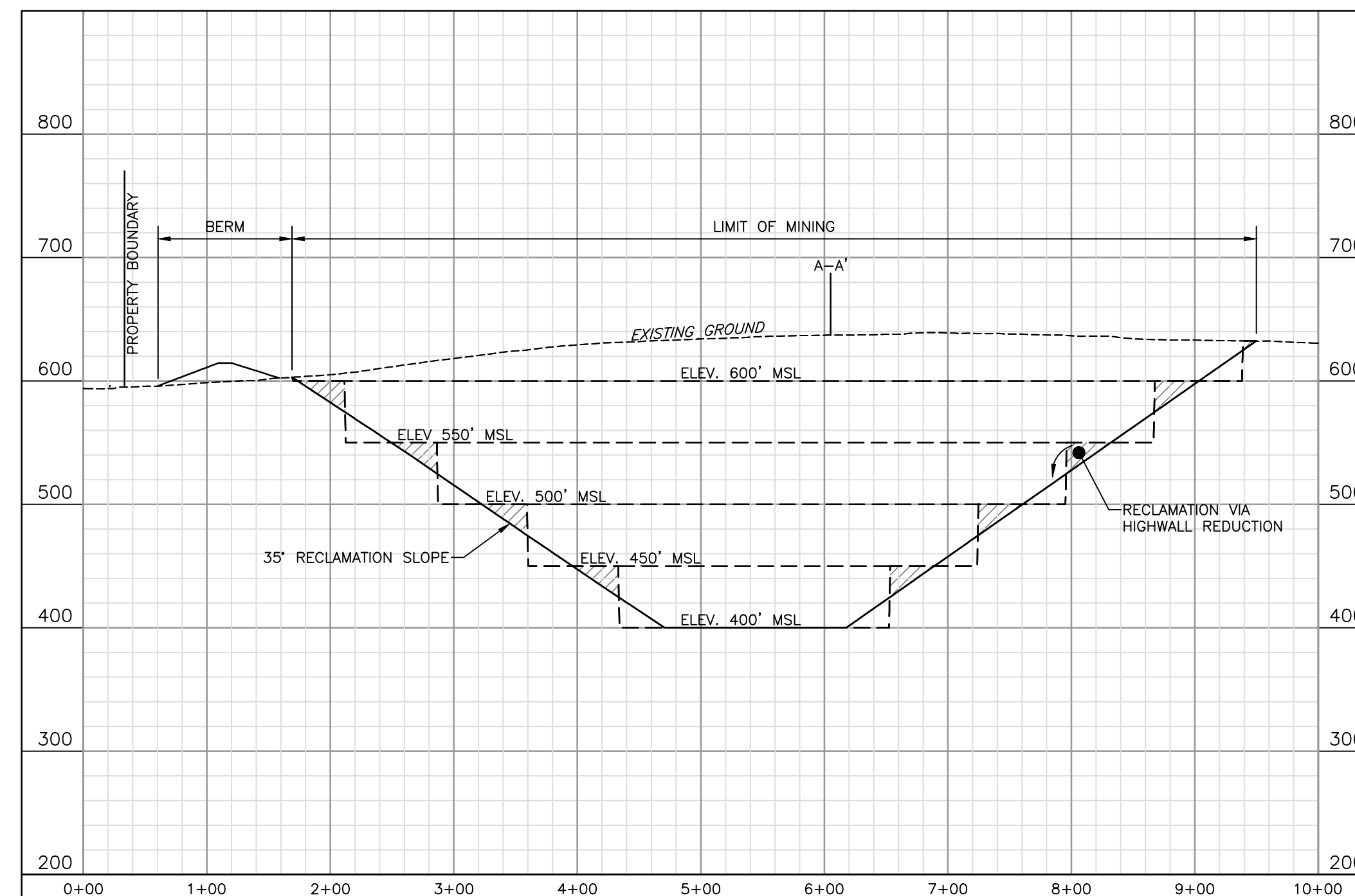
TYPE 1 BUFFER PLANTING REQUIREMENTS			
SPRINGFIELD TOWNSHIP ZONING ORDINANCE §502.C.1.(4)			
PLANT TYPE	HEIGHT	CALIPER	REQUIRED QUANTITY
EVERGREEN	6' - 7'	N/A	(1) PER 20 FEET OF BUFFER LENGTH
SHADE TREE	N/A	3" - 3 1/2"	(1) PER EVERY (3) EVERGREENS
FLOWERING TREE	6' - 10'	2 1/2"	(1) PER EVERY (3) EVERGREENS
SHRUB	4' MIN	N/A	(5) PER EVERY (1) EVERGREEN <small>75% DECIDUOUS VARIETY (MAX) 50% FLOWERING VARIETY (MIN)</small>

* GROUND COVER TO BE HYDROSEED APPLICATION PROVIDING COVER HEIGHT OF 12"-15".

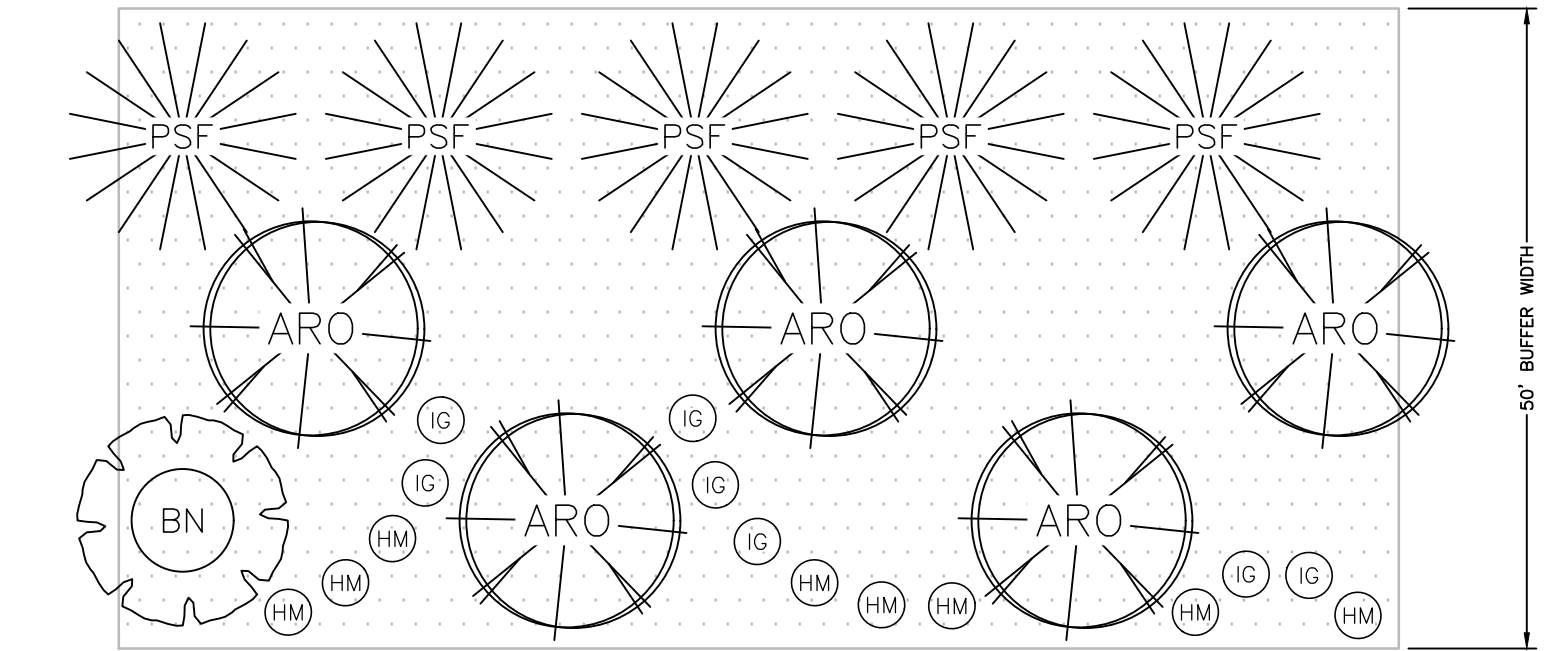
PLANTING SCHEDULE				
SYMBOL	PLANT TYPE	BOTANICAL NAME	COMMON NAME	PROVIDED QUANTITY (BUFFER LENGTH: 3,654 FT)
PSF	EVERGREEN	PRINUS STRIBILIS 'FASTIGIATA'	COLUMNAR WHITE PINE	183
IC	SHADE TREE	ACER RUBRUM 'OCTOBER GLORY'	RED MAPLE	61
ARO	FLOWERING TREE	BETULA NIDA MULTIPLE STEM	RAVER BIRCH	61
HM	FLOWERING SHRUB	HYDRANGEA MACROPHYLLA 'FALL SUMMER BEAUTY'	HYDRANGEA	488
BN	EVERGREEN SHRUB	ILEX GALBRA 'SHAMROCK'	DWARF INKBERRY HOLLY	427



SOUTH EXTRACTION AREA
CROSS SECTION: A-A'
 Horizontal Scale: 1" = 100'
 Vertical Scale: 1" = 100'



SOUTH EXTRACTION AREA
CROSS SECTION: B-B'
 Horizontal Scale: 1" = 100'
 Vertical Scale: 1" = 100'

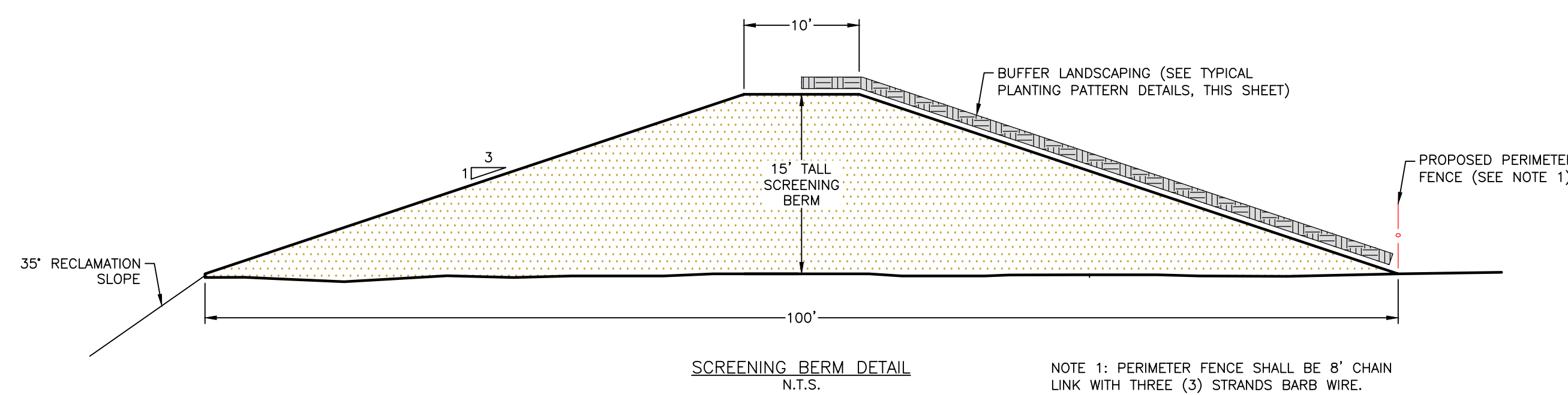


TYPE 2 BUFFER
TYPICAL PLANTING PATTERN (100' SEGMENT)
 SCALE: 1" = 15'

TYPE 2 BUFFER PLANTING REQUIREMENTS			
SPRINGFIELD TOWNSHIP ZONING ORDINANCE §502.C.2.(4)			
PLANT TYPE	HEIGHT	CALIPER	REQUIRED QUANTITY
EVERGREEN	6' - 7'	N/A	(50) PER 1,000 FEET OF BUFFER LENGTH
SHADE TREE	N/A	3 1/2"	(50) PER 1,000 FEET OF BUFFER LENGTH
FLOWERING TREE	6' - 10'	N/A	(10) PER 1,000 FEET OF BUFFER LENGTH
SHRUB	4' MIN	N/A	(150) PER 1,000 FEET OF BUFFER LENGTH

* GROUND COVER TO BE HYDROSEED APPLICATION PROVIDING COVER HEIGHT OF 12"-15".

PLANTING SCHEDULE				
SYMBOL	PLANT TYPE	BOTANICAL NAME	COMMON NAME	PROVIDED QUANTITY (BUFFER LENGTH: 2,888 FT)
PSF	EVERGREEN	PRINUS STRIBILIS 'FASTIGIATA'	COLUMNAR WHITE PINE	150
IC	SHADE TREE	ACER RUBRUM 'OCTOBER GLORY'	RED MAPLE	150
ARO	FLOWERING TREE	BETULA NIDA MULTIPLE STEM	RAVER BIRCH	30
HM	FLOWERING SHRUB	HYDRANGEA MACROPHYLLA 'FALL SUMMER BEAUTY'	HYDRANGEA	240
BN	EVERGREEN SHRUB	ILEX GALBRA 'SHAMROCK'	DWARF INKBERRY HOLLY	210



NOTE 1: PERIMETER FENCE SHALL BE 8" CHAIN LINK WITH THREE (3) STRANDS BARB WIRE. WARNING SIGNS: "DANGER QUARRY KEEP OUT" POST AT 100' INTERVALS.

DATE	REVISIONS	BY	CHK.	REV.
CENTER VALLEY MATERIALS A Division of H&K Group, Inc. CONDITIONAL USE APPLICATION DETAIL SHEET				
DRAWN B.D.K.		SCALE AS SHOWN		
DESIGN B.D.K.		DRAWING NO. 00204-DTL-1A		
CHECKED S.S.D.		SHEET		
DATE 03/13/2020		8 OF 8		